COMMERCIALE
SIDERURGICA
BRESCIANA

Steel products

DIMENSIONS · WEIGHT · GRADE · REGULATIONS

Indice

Index

1 P. 10
Laminati Mercantili
Merchant Bars

2 P. 30
Travi
Beams

3 P. 52
Tubi
Tubes and Hollow Sections

4 P. 78
Profili Aperti
Cold Formed Sections

5 P. 96
Lamiere - Reti ondulate
Sheets - Heavy Plates - Corrugated Meshes

6 P. 110
Grigliato Elettrosaldato
Grating Electro-Welded

GOOD P
AND GO
PRODU

PEOPLE
OOD
CTS

ACCIAI LAMINATI A CALDO

per impieghi strutturali

Hot Rolled Structural Steel

EN 10027-1	EN 10027-2	IT	DE	FR	ReH min. (N/mm²)
S185	1.0035	Fe320	St33	A33	185
S235JR	1.0038	Fe360B	St37.2	E24.2	235
S235J0	1.0114	Fe360C	St37.3U	E24.3	235
S235J2	1.0117	Fe360D	St37.3N	E24.4	235
S275JR	1.0044	Fe430B	St44.2	E28.2	275
S275J0	1.0143	Fe430C	St44.3U	E28.3	275
S275J2	1.0145	Fe430D	St44.3N	E28.4	275
S355JR	1.0045	Fe510B		E36.2	355
S355J0	1.0553	Fe510C	St52.3U	E36.3	355
S355J2	1.0577	Fe510D	St52.3N		355
S355K2	1.0596	Fe510DD		E36.4	355

CARATTERISTICHE MECCANICHE / *MECHANICHAL PROPERTIES*				RESILIENZA / *RESILIENCE*	
Rm (N/mm²)		A % min		min.	
< 3	≥ 3	< 3	≥ 3	°C	J
310÷540	290÷510	12	16	-	-
360÷510	340÷470	19	24	+20	27
360÷510	340÷470	19	24	0	27
360÷510	340÷470	19	24	-20	27
430÷580	410÷560	16	20	+20	27
430÷580	410÷560	16	20	0	27
430÷580	410÷560	16	20	-20	27
510÷680	490÷630	16	20	+20	27
510÷680	490÷630	16	20	0	27
510÷680	490÷630	16	20	-20	27
510÷680	490÷630	16	20	-20	40

S 355 J 2 + (C) + M

1 2 3 4 5 6

1 SIMBOLO PRINCIPALE
Application symbol

S: acciai da costruzione
S: structural steel

2 CARICO DI SNERVAMENTO
Yield strength

minimo in MPa
minimum in MPa

3 ENERGIA DI RESILIENZA
Impact resistance

J energia di resilienza
J minimum strength
min. 27 J

K energia di resilienza
K minimum strength
min. 40 J

4 RESILIENZA (temperatura di prova)
Resilience (testing temperature)

R	+ 20° C	*L*	– 40° C (Q), - 50°C (N/M)
0	0° C	*L1*	– 60° C
2	-20° C		
4	-40° C		

5 SIMBOLO
Symbol

relativo al particolare impiego strutturale
according to the specific structural use

6 CONDIZIONI DI FORNITURA
Delivery conditions

+ AR grezzo di fornitura / *as rolled*

+ N laminazione normalizzata / *normalised*

+ M laminazione termo meccanica / *thermo mechanical treated*

+ Q acciaio ad alto limite di snervamento, bonificato / *quenched*

HIGH QUALITY PRODUCTS

Laminati mercantili

Merchant Bars

P. 12

Tondi / *Rounds*

P. 13 - 14

Tondi acciai speciali

Special steel Rounds

P. 15

Quadri / *Squares*

P. 16-17

Piatti / *Flat bars*

P. 18

Larghi Piatti

Universal flats

P. 19

Trafilati Piatti

Cold drawn flats

P. 19

Trafilati Quadri

Cold drawn squares

P. 20

Trafilati Tondi

Cold drawn rounds

P. 21

Angolari ad ali uguali

Equal angles

P. 22

Angolari ad ali ineguali
ed a spigoli tondi

Unequal angles

P. 23

Angolari ad ali ineguali
ed a spigoli vivi

Sharp edged unequal angles

P. 24

Profilati ad U serie normale

U-channels

P. 24

Profilati ad U serie speciale

Small U-channels

P. 25

Profilati a T
a spigoli vivi e tondi

T bars

P. 26

Triangoli rettangolari

Hot rolled triangles

P. 27

Rotaia tipo vignola

Vignola rail

P. 27

Rotaia tipo burback

Burback rail

TONDI

Rounds

D mm	kg/m	D mm	kg/m	D mm	kg/m	D mm	kg/m
5	0,154	37	8,44	125	96,30	350	755
6	0,222	38	8,90	130	104	360	798
7	0,302	40	9,86	135	112	370	843
8	0,395	42	10,90	140	121	380	889
9	0,499	45	12,50	145	130	390	937
10	0,617	48	14,20	150	139	400	986
11	0,746	50	15,40	155	148	410	1035
12	0,888	52	16,70	160	158	420	1087
13	1,04	53	17,30	165	168	430	1139
14	1,21	55	18,70	175	189	440	1192
15	1,39	58	20,70	170	178	450	1247
16	1,58	60	22,20	175	189	460	1303
17	1,78	63	24,50	180	200	470	1360
18	2,00	65	26,00	185	211	480	1419
19	2,23	68	28,50	190	223	490	1479
20	2,47	70	30,20	200	247	500	1540
21	2,72	73	32,90	210	271	510	1602
22	2,96	75	34,70	220	289	520	1665
23	3,26	78	37,50	230	326	530	1730
24	3,55	80	39,50	240	355	540	1796
25	3,85	83	42,50	250	385	550	1863
26	4,17	85	44,50	260	416		
27	4,49	88	47,70	270	449		
28	4,83	90	49,90	280	483		
30	5,55	95	55,60	290	518		
32	6,31	100	61,60	300	554		
33	6,71	105	68,00	310	592		
34	7,13	110	74,60	320	631		
35	7,55	115	81,50	330	671		
36	7,99	120	88,80	340	712		

TONDI
ACCIAI SPECIALI

Special steel Rounds

BARRE LAMINATE *HOT ROLLED BARS*	
GAMMA DIMENSIONALE *RANGE*	
Ø (mm)	LUNGHEZZA / *LENGTH*
da 20 a 330	Fino a 7 metri
SERVIZIO DI TAGLIO A MISURA / *CUT TO LENGTH SERVICE*	

Qualità / *Grade*	Norma / *Regulations*
S355j2	UNI EN 10025-2
C54	UNI EN 10083-2
42CrMo4 + QT	UNI EN 10083-3
39NiCrMo3 + QT	UNI EN 10083-3
20MnCr5	UNI EN 10084
17NiCrMo6-4 + A	UNI EN 10084

TONDI
ACCIAI SPECIALI

Special steel Rounds

BARRE FUCINATE *FORGED BARS*	
GAMMA DIMENSIONALE *RANGE*	
Ø (mm)	LENGTH
da 340 a 540	Fino a 7 metri
SERVIZIO DI TAGLIO A MISURA / *CUT TO LENGTH SERVICE*	

Qualità / *Grade*	Norma / *Regulations*
S355j2	UNI EN 10025-2
C54	UNI EN 10083-2
42CrMo4 + QT	UNI EN 10083-3
39NiCrMo3 + QT	UNI EN 10083-3
20MnCr5	UNI EN 10084
17NiCrMo6-4 + A	UNI EN 10084

QUADRI

Squares

S mm	kg/m	S mm	kg/m	S mm	kg/m	S mm	kg/m
5	0,196	22	3,80	70	38,5	160	201
6	0,283	24	4,52	75	44,2	170	227
7	0,385	25	4,91	80	50,2	180	254
8	0,502	26	5,31	85	56,7	200	314
9	0,636	28	6,15	90	63,6		
10	0,785	30	7,07	95	70,9		
11	0,950	32	8,04	100	76,5		
12	1,13	35	9,62	105	84,6		
13	1,33	38	11,3	110	95,0		
14	1,54	40	12,6	115	104		
15	1,77	45	15,9	120	113		
16	2,01	50	19,6	125	123		
18	2,54	55	23,7	130	133		
19	2,83	60	28,3	140	154		
20	3,14	65	33,2	150	177		

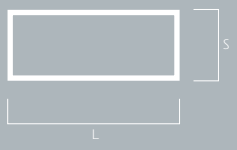

PIATTI

Flat bars

L x S mm	kg/m	L x S mm	kg/m	L x S mm	kg/m	L x S mm	kg/m
10 x 3	0,235	20 x 6	0,942	35 x 15	4,12	50 x 30	11,80
10 x 4	0,314	20 x 8	1,260	35 x 20	5,50	50 x 35	13,70
10 x 5	0,392	20 x 10	1,570	35 x 25	6,87	50 x 40	15,70
10 x 6	0,471	20 x 12	1,880	35 x 30	8,24	55 x 10	4,30
10 x 8	0,628	20 x 15	2,360	40 x 3	0,94	55 x 15	6,50
12 x 3	0,283	22 x 3	0,518	40 x 4	1,26	65 x 5	2,60
12 x 4	0,377	22 x 4	0,691	40 x 5	1,57	65 x 10	5,15
12 x 5	0,471	22 x 5	0,864	40 x 6	1,88	65 x 15	7,85
12 x 6	0,565	22 x 6	1,040	40 x 8	2,51	65 x 20	10,35
12 x 8	0,754	22 x 8	1,38	40 x 10	3,14	60 x 3	1,42
12 x 10	0,942	22 x 10	1,73	40 x 12	3,77	60 x 4	1,88
14 x 3	0,330	22 x 12	2,07	40 x 15	4,71	60 x 5	2,36
14 x 4	0,440	22 x 15	2,59	40 x 20	6,28	60 x 6	2,83
14 x 5	0,550	25 x 3	0,58	40 x 25	7,85	60 x 8	3,77
14 x 6	0,659	25 x 4	0,78	40 x 30	9,42	60 x 10	4,71
14 x 8	0,879	25 x 5	0,98	40 x 35	10,99	60 x 12	5,65
15 x 3	0,353	25 x 6	1,18	45 x 3	1,06	60 x 15	7,06
15 x 4	0,471	25 x 8	1,57	45 x 4	1,41	60 x 20	9,42
15 x 5	0,589	25 x 10	1,95	45 x 5	1,77	60 x 25	11,80
15 x 6	0,706	25 x 12	2,36	45 x 6	2,12	60 x 30	14,10
15 x 8	0,942	25 x 15	2,94	45 x 8	2,83	60 x 35	16,48
15 x 10	1,170	25 x 20	3,93	45 x 10	3,53	60 x 40	18,80
15 x 12	1,410	30 x 3	0,71	45 x 12	4,24	60 x 50	23,60
16 x 3	0,377	30 x 4	0,94	45 x 15	5,30	70 x 3	1,65
16 x 4	0,502	30 x 5	1,18	45 x 20	7,09	70 x 4	2,20
16 x 5	0,628	30 x 6	1,41	45 x 25	8,83	70 x 5	2,75
16 x 6	0,754	30 x 8	1,88	45 x 30	10,6	70 x 6	3,30
16 x 8	1,000	30 x 10	2,36	45 x 35	12,36	70 x 8	4,40
16 x 10	1,260	30 x 12	2,83	45 x 40	14,13	70 x 10	5,50
16 x 12	1,510	30 x 15	3,53	50 x 3	1,18	70 x 12	6,59
18 x 3	0,424	30 x 20	4,71	50 x 4	1,57	70 x 15	8,24
18 x 4	0,565	30 x 25	5,89	50 x 5	1,96	70 x 20	11,00
18 x 5	0,706	35 x 3	0,82	50 x 6	2,36	70 x 25	13,70
18 x 6	0,848	35 x 4	1,10	50 x 8	3,14	70 x 30	16,50
18 x 8	1,130	35 x 5	1,37	50 x 10	3,92	70 x 35	19,23
18 x 10	1,410	35 x 6	1,65	50 x 12	4,71	70 x 40	22,00
20 x 3	0,471	35 x 8	2,20	50 x 15	5,89	70 x 50	27,50
20 x 4	0,628	35 x 10	2,75	50 x 20	7,85	70 x 60	33,00
20 x 5	0,785	35 x 12	3,30	50 x 25	9,81	75 x 10	6,00

PIATTI

Flat bars

L x S mm	kg/m	L x S mm	kg/m	L x S mm	kg/m	L x S mm	kg/m
75 x 15	8,85	100 x 5	3,92	120 x 3	2,83	130 x 60	61,20
80 x 3	1,88	100 x 6	4,71	120 x 4	3,77	140 x 3	3,29
80 x 4	2,51	100 x 8	6,28	120 x 5	4,71	140 x 4	4,40
80 x 5	3,14	100 x 10	7,85	120 x 6	5,65	140 x 5	5,50
80 x 6	3,77	100 x 12	9,42	120 x 8	7,54	140 x 6	6,59
80 x 8	5,02	100 x 15	11,80	120 x 10	9,42	140 x 8	8,79
80 x 10	6,28	100 x 20	15,70	120 x 12	11,30	140 x 10	11,00
80 x 12	7,54	100 x 25	19,60	120 x 15	14,10	140 x 12	13,20
80 x 15	9,42	100 x 30	23,60	120 x 20	18,80	140 x 15	16,50
80 x 20	12,60	100 x 35	27,48	120 x 25	23,60	140 x 20	22,00
80 x 25	15,70	100 x 40	31,40	120 x 30	28,30	140 x 25	27,50
80 x 30	18,80	100 x 45	35,50	120 x 35	32,97	140 x 30	33,00
80 x 35	21,98	100 x 50	39,20	120 x 40	37,70	140 x 35	38,47
80 x 40	25,10	100 x 60	47,10	120 x 50	47,10	140 x 40	44,00
80 x 50	31,40	100 x 70	55	120 x 60	56,50	140 x 50	55,00
80 x 60	37,70	100 x 80	62,80	120 x 80	75,33	140 x 60	65,90
90 x 3	2,12	110 x 3	2,59	130 x 3	3,06	150 x 3	3,53
90 x 4	2,83	110 x 4	3,45	130 x 4	4,08	150 x 4	4,71
90 x 5	3,53	110 x 5	4,32	130 x 5	5,10	150 x 5	5,89
90 x 6	4,24	110 x 6	5,18	130 x 6	6,12	150 x 6	7,06
90 x 8	5,65	110 x 8	6,91	130 x 8	8,16	150 x 8	9,42
90 x 10	7,06	110 x 10	8,64	130 x 10	10,20	150 x 10	11,80
90 x 12	8,48	110 x 12	10,40	130 x 12	12,20	150 x 12	14,10
90 x 15	10,60	110 x 15	13,00	130 x 15	15,30	150 x 15	17,70
90 x 20	14,10	110 x 20	17,30	130 x 20	20,40	150 x 20	23,60
90 x 25	17,70	110 x 25	21,60	130 x 25	25,50	150 x 25	29,40
90 x 30	21,20	110 x 30	25,90	130 x 30	30,60	150 x 30	35,30
90 x 35	24,73	110 x 35	30,22	130 x 35	35,72	150 x 35	41,21
90 x 40	28,30	110 x 40	34,50	130 x 40	40,80	150 x 40	47,10
90 x 50	35,30	110 x 50	43,20	130 x 50	51,00	150 x 50	58,90
90 x 60	42,40	110 x 60	51,80	130 x 60	61,20	150 x 60	70,60
100 x 3	2,36	110 x 70	55,00	140 x 3	3,29	150 x 80	94,17
100 x 4	3,14	110 x 80	69,00	140 x 4	4,40		

LARGHI PIATTI

Universal flats

L x S mm	kg/m	L x S mm	kg/m	L x S mm	kg/m	L x S mm	kg/m
160 x 5	6,28	200 x 6	9,42	260 x 20	40,82	400 x 6	18,72
160 x 6	7,54	200 x 8	12,60	280 x 8	17,60	400 x 8	24,96
160 x 8	10,00	200 x 10	15,70	280 x 10	22,00	400 x 10	31,20
160 x 10	12,60	200 x 12	18,80	280 x 12	26,40	400 x 12	37,44
160 x 12	15,10	200 x 15	23,60	280 x 15	33,00	400 x 15	46,80
160 x 15	18,80	200 x 20	31,40	280 x 20	44,00	400 x 20	62,40
160 x 20	25,10	200 x 25	39,20	280 x 25	55,00	400 x 25	78,00
160 x 25	31,40	200 x 30	47,10	280 x 30	65,90	400 x 30	93,60
160 x 30	37,70	200 x 35	55,00	280 x 35	76,90	400 x 35	106,08
160 x 35	44,00	200 x 40	62,80	280 x 40	87,90	400 x 40	124,80
160 x 40	50,20	200 x 50	78,50	300 x 6	14,13	400 x 50	156,00
160 x 50	62,80	200 x 60	94,20	300 x 8	18,80	400 x 60	187,20
160 x 60	75,40	220 x 6	10,36	300 x 10	23,60	450 x 6	21,06
160 x 80	100,00	220 x 8	13,80	300 x 12	28,30	450 x 8	28,08
170 x 5	6,67	220 x 10	17,30	300 x 15	35,30	450 x 10	35,10
170 x 6	8,01	220 x 12	20,70	300 x 20	47,10	450 x 12	42,12
170 x 8	10,70	220 x 15	25,90	300 x 25	58,90	450 x 15	52,65
170 x 10	13,30	220 x 20	34,50	300 x 30	70,60	450 x 20	70,20
170 x 12	16,00	220 x 25	43,20	300 x 35	82,40	450 x 25	87,75
170 x 15	20,00	220 x 30	51,80	300 x 40	94,20	450 x 30	105,30
170 x 20	26,70	220 x 35	60,40	300 x 50	117,75	450 x 35	122,85
170 x 25	33,40	220 x 40	69,10	300 x 60	141,30	450 x 40	140,00
170 x 30	40,30	220 x 50	86,40	320 x 10	25,10	450 x 50	175,50
180 x 5	7,07	220 x 60	103,60	320 x 12	30,10	450 x 60	210,60
180 x 6	8,48	240 x 10	18,84	320 x 15	37,70	500 x 5	19,50
180 x 8	11,30	240 x 12	23,50	320 x 20	50,20	500 x 6	23,40
180 x 10	14,10	240 x 15	28,26	320 x 25	62,80	500 x 8	31,20
180 x 12	17,00	240 x 20	37,68	320 x 30	75,40	500 x 10	39,00
180 x 15	21,20	240 x 25	47,10	320 x 35	87,90	500 x 12	46,80
180 x 20	28,30	240 x 30	56,50	320 x 40	100,00	500 x 15	58,50
180 x 25	35,30	240 x 50	94,20	350 x 5	13,65	500 x 20	78,00
180 x 30	42,40	250 x 6	11,78	350 x 6	16,38	500 x 25	97,50
180 x 35	49,50	250 x 8	15,80	350 x 8	21,84	500 x 30	117,00
180 x 40	56,50	250 x 10	19,60	350 x 10	27,30	500 x 35	136,50
180 x 50	70,70	250 x 12	23,60	350 x 12	32,76	500 x 40	156,00
180 x 60	84,80	250 x 15	29,40	350 x 15	40,95	500 x 50	195,00
190 x 8	11,90	250 x 20	39,20	350 x 20	54,60	500 x 60	234,00
190 x 10	14,90	250 x 25	49,10	350 x 25	68,25	600 x 10	47,5
190 x 12	17,90	250 x 30	58,90	350 x 30	81,90	600 x 12	56,7
190 x 15	22,40	250 x 35	68,70	350 x 35	95,55	600 x 15	70,7
190 x 20	29,80	250 x 40	78,50	350 x 40	109,20	600 x 20	95
190 x 25	37,30	250 x 50	98,13	350 x 50	134,50		
190 x 30	44,70	250 x 60	117,80	350 x 60	163,80		
200 x 5	7,85	260 x 15	30,61	400 x 5	15,60		

TRAFILATI PIATTI

Trafilati in acciaio al carbonio

Cold drown flats

S235JRC, S355J2C, C45 acc. to EN 10277-2	TOLLERANZE DIMENSIONALI PIATTI UNI EN 10278 *DIMENSIONAL TOLERANCE FLATS UNI EN 10278*
LATO / *SIDE* (mm)	
da 5 a 6	-0,075
da 8 a 10	-0,090
da 12 a 18	-0,110
da 20 a 30	-0,130
da 32 a 50	-0,160
da 55 a 80	-0,190
da 85 a 100	-0,220
da 110 a 120	± 0,50
da 125 a 140	± 0,50
da 150 a 160	± 1
da 180 a 200+	± 1
oltre 200 fino a 300	± 2
oltre 300 fino a 400	± 2,5

TRAFILATI QUADRI

Trafilati in acciaio al carbonio

Cold drown squares

S235JRC, S355J2C, C45 acc. to EN 10277-2	TOLLERANZE DIMENSIONALI QUADRI UNI EN 10278 *Dimensional tolerance squares UNI EN 10278*		
DIMENSIONI *DIMENSIONS*	TOLLERANZA / *TOLERANCE*		
	mm	mm	ISO
oltre 6 fino a 10	+0	-0,09	h11
oltre 10 fino a 18	+0	-0,11	h11
oltre 18 fino a 30	+0	-0,13	h11
oltre 30 fino a 50	+0	-0,16	h11
oltre 50 fino a 80	+0	-0,19	h11
oltre 80 fino a 120	+0	-0,35	h12

TRAFILATI TONDI

Trafilati in acciaio al carbonio

Cold drown flats

S235JRC, S355J2C, C15, C35, C40, C45 acc. to EN 10277-2	TOLLERANZE DIMENSIONALI TONDI UNI EN 10278 *DIMENSIONAL TOLERANCE ROUNDS UNI EN 10278*				
Diametro mm	SCOSTAMENTI LIMITE SUL DIAMETRO PER ZONA DI TOLLERANZA *MAXIMUM DEVIATION ON DIAMETER*				
	h11	h10	h9	RETTIFICATI / *GROUND*	
				h8	h7
≥ 1 a 3	-0,060	-0,040	-0,025	-0,014	-0,009
≥ 3 a 6	-0,075	-0,048	-0,030	-0,018	-0,012
≥ 6 a 10	-0,090	-0,058	-0,036	-0,022	-0,015
≥ 10 a 18	-0,110	-0,070	-0,043	-0,027	-0,016
≥ 18 a 30	-0,130	-0,084	-0,052	-0,033	-0,021
≥ 30 a 50	-0,160	-0,100	-0,062	-0,039	-0,025
≥ 50 a 80	-0,190	-0,120	-0,074	-0,046	-0,030
≥ 80 a 100	-0,220	-0,140	-00,87	-0,054	-0,035

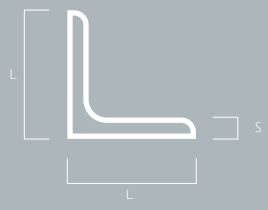

ANGOLARI

ad ali uguali

Equal angles

L x S mm	kg/m	L x S mm	kg/m	L x S mm	kg/m	L x S mm	kg/m
15 x 3	0,64	60 x 10	8,69	100 x 11	16,45	140 x 17	35,30
20 x 3	0,88	65 x 4	4,00	100 x 12	17,80	140 x 18	37,22
20 x 4	1,14	65 x 5	5,00	100 x 14	20,60	150 x 10	23,00
25 x 3	1,11	65 x 6	5,93	100 x 15	21,95	150 x 12	27,30
25 x 4	1,45	65 x 7	6,83	100 x 16	23,20	150 x 14	31,60
25 x 5	1,77	65 x 8	7,73	110 x 6	10,24	150 x 15	33,80
25 x 6	2,00	65 x 9	8,62	110 x 7	11,80	150 x 16	35,90
30 x 3	1,36	70 x 5	5,37	110 x 8	13,40	150 x 18	40,10
30 x 4	1,78	70 x 6	6,38	110 x 9	15,00	150 x 20	44,20
30 x 5	2,18	70 x 7	7,38	110 x 10	16,60	160 x 12	28,50
30 x 6	2,56	70 x 8	8,36	110 x 11	18,15	160 x 14	33,85
35 x 3	1,60	70 x 9	9,34	110 x 12	19,70	160 x 15	36,20
35 x 4	2,09	70 x 10	10,34	110 x 14	22,80	160 x 16	38,35
35 x 5	2,57	70 x 11	11,20	110 x 15	24,30	160 x 17	40,70
35 x 6	3,04	75 x 5	5,87	120 x 8	14,70	160 x 18	42,85
40 x 3	1,84	75 x 6	7,00	120 x 9	16,40	160 x 19	45,10
40 x 4	2,42	75 x 7	8,00	120 x 10	18,20	180 x 13	36,00
40 x 5	2,97	75 x 8	9,03	120 x 11	19,90	180 x 14	38,40
40 x 6	3,52	75 x 10	11,10	120 x 12	21,60	180 x 15	41,00
45 x 3	2,09	75 x 12	13,10	120 x 13	23,30	180 x 16	43,50
45 x 4	2,74	80 x 5	6,17	120 x 14	25,10	180 x 18	48,60
45 x 5	3,38	80 x 6	7,34	120 x 15	26,60	180 x 20	53,70
45 x 6	4,00	80 x 7	8,48	120 x 16	28,45	180 x 22	58,60
45 x 7	4,60	80 x 8	9,66	120 x 18	31,50	200 x 10	31,00
50 x 3	2,33	80 x 10	11,90	130 x 8	15,30	200 x 13	40,00
50 x 4	3,06	80 x 12	14,10	130 x 10	19,80	200 x 14	42,90
50 x 5	3,77	90 x 6	8,30	130 x 11	21,80	200 x 15	48,57
50 x 6	4,47	90 x 7	9,60	130 x 12	23,60	200 x 16	48,50
50 x 7	5,15	90 x 8	10,90	130 x 14	27,20	200 x 18	54,30
50 x 8	5,82	90 x 9	12,20	130 x 15	29,10	200 x 20	59,90
50 x 9	6,47	90 x 10	13,42	130 x 16	30,90	200 x 22	65,60
55 x 4	3,70	90 x 11	14,70	130 x 18	34,45	200 x 24	71,10
55 x 5	4,18	90 x 13	17,10	140 x 10	21,70	200 X 26	76,60
55 x 6	4,95	90 x 15	19,50	140 x 11	23,70	250 x 20	74,06
55 x 8	6,46	100 x 6	9,29	140 x 12	25,60		
60 x 4	4,18	100 x 7	10,70	140 x 13	27,50		
60 x 5	4,56	100 x 8	12,20	140 x 14	29,45		
60 x 6	5,42	100 x 9	13,50	140 x 15	31,40		
60 x 8	7,09	100 x 10	15,10	140 x 16	33,35		

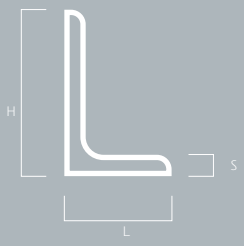

ANGOLARI

ad ali ineguali ed a spigoli tondi

Unequal angles

H x L x S mm	kg/m	H x L x S mm	kg/m	H x L x S mm	kg/m	H x L x S mm	kg/m
30 x 20 x 3	1,11	70 x 50 x 5	4,53	100 x 75 x 7	9,32	150 x 100 x 10	19,30
30 x 20 x 4	1,45	70 x 50 x 6	5,48	100 x 75 x 8	11,20	150 x 100 x 12	22,60
30 x 20 x 5	1,77	70 x 50 x 7	6,23	100 x 75 x 9	11,80	150 x 100 x 14	26,10
35 x 20 x 4	1,61	70 x 50 x 8	7,10	100 x 75 x 10	13,80	150 x 100 x 15	27,97
35 x 20 x 5	1,97	70 x 50 x 10	8,71	100 x 75 x 11	14,30	160 x 80 x 10	18,20
40 x 20 x 3	1,34	75 x 50 x 5	4,75	100 x 75 x 12	16,40	160 x 80 x 12	21,60
40 x 20 x 4	1,77	75 x 50 x 6	5,65	110 x 75 x 8	11,20	160 x 80 x 14	25,00
40 x 20 x 5	2,17	75 x 50 x 7	6,53	110 x 75 x 10	13,80	180 x 90 x 10	20,60
40 x 25 x 4	1,92	75 x 50 x 8	7,45	120 x 60 x 8	10,90	180 x 90 x 12	24,50
40 x 25 x 5	2,36	75 x 50 x 9	8,22	120 x 60 x 10	13,40	190 x 120 x 11	25,33
45 x 25 x 4	2,08	75 x 50 x 10	9,34	120 x 60 x 12	16,00	200 x 90 x 9	20,20
45 x 30 x 3	1,67	80 x 40 x 6	5,41	120 x 80 x 8	12,20	200 x 90 x 10	22,20
45 x 30 x 4	2,25	80 x 40 x 8	7,07	120 x 80 x 10	15,00	200 x 90 x 11	24,60
45 x 30 x 5	2,77	80 x 60 x 6	6,37	120 x 80 x 12	17,80	200 x 90 x 12	26,30
45 x 30 x 6	3,27	80 x 60 x 7	7,35	120 x 80 x 14	20,50	200 x 90 x 15	32,50
50 x 30 x 4	2,41	80 x 60 x 8	8,33	130 x 65 x 8	11,90	200 x 100 x 10	23,00
50 x 30 x 5	2,96	80 x 60 x 10	10,20	130 x 65 x 9	13,38	200 x 100 x 12	27,30
50 x 30 x 6	3,51	80 x 65 x 6	6,54	130 x 65 x 10	14,60	200 x100 x 14	31,60
50 x 40 x 4	3,30	80 x 65 x 8	8,66	130 x 65 x 12	17,30	200 x100 x 15	35,90
50 x 40 x 5	3,35	80 x 65 x 10	10,70	130 x 90 x 10	16,60	200 x 100 x 16	35,90
60 x 30 x 5	3,37	90 x 60 x 6	6,82	130 x 90 x 12	19,70	200 x 100 x 18	40,00
60 x 30 x 6	3,99	90 x 60 x 8	8,96	150 x 75 x 9	15,40	200 x 150 x 12	32,00
60 x 30 x 7	4,59	100 x 50 x 6	6,85	150 x 75 x 10	17,00	200 x 150 x 15	39,58
60 x 40 x 5	3,76	100 x 50 x 8	8,99	150 x 75 x 11	18,60	200 x 150 x 18	47,10
60 x 40 x 6	4,46	100 x 50 x 10	11,10	150 X 75 X 12	20,16	250 x 90 x 10	26,10
60 x 40 x 7	5,14	100 x 65 x 7	8,77	150 X 75 X 15	25,50	250 x 90 x 12	31,10
65 x 50 x 5	4,35	100 x 65 x 8	10,00	150 X 90 X 15	26,60	200 x 150 x 18	47,10
65 x 50 x 6	5,16	100 x 65 x 9	11,10	150 x 100 x 10	19,30	250 x 90 x 10	26,10
65 x 50 x 7	5,97	100 x 65 x 10	12,00	150 x 100 x 12	22,60	250 x 90 x 12	31,10
65 x 50 x 8	6,78	100 x 65 x 11	13,40	150 x 100 x 14	26,10		

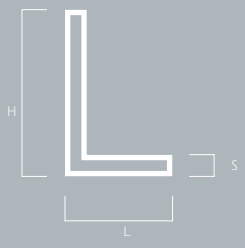

ANGOLARI

ad ali ineguali ed a spigoli vivi

Sharp edged unequal angles

L mm	H mm	S mm	kg/m
20	12	4	0,88
25	15	4,5	1,25
30	17,5	5	1,67
35	20	5,5	2,14
40	22	6	2,64

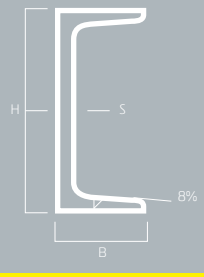

PROFILI AD U

serie normale

U-channels

H mm	B mm	A mm	E mm	R mm	sezione cm²	peso kg/m	momenti di inerzia		moduli di resistenza		raggi di inerzia	
							Jx	Jy	Wx	Wy	Ix	Iy
							cm⁴	cm⁴	cm³	cm³	cm	cm
30	33	5	7	7	5,44	4,27	6,39	5,33	4,26	2,68	1,08	0,99
40	35	5	7	7	6,21	4,87	14,10	6,68	7,05	3,08	1,50	1,04
50	38	5	7	7	7,12	5,59	26,40	9,12	10,60	3,75	1,92	1,13
65	42	5,5	7,5	7,5	9,03	7,09	57,50	14,10	17,70	5,07	2,52	1,25
80	45	6	8	8	11,0	8,65	106	19,4	26,5	6,35	3,10	1,33
100	50	6	8,5	8,5	13,5	10,6	205	29,1	41,1	8,45	3,91	1,47
120	55	7	9	9	17,0	13,3	364	43,1	60,7	11,1	4,63	1,59
140	60	7	10	10	20,4	16,0	605	62,5	86,4	14,7	5,45	1,75
160	65	7,5	10,5	10,5	24,0	18,9	925	85,1	116	18,2	6,21	1,88
180	70	8	11	11	28,0	22,0	1354	114	150	22,4	6,96	2,01
200	75	8,5	11,5	11,5	32,2	25,3	1911	148	191	26,9	7,71	2,14
220	80	9	12,5	12,5	37,4	29,4	2691	196	245	33,5	8,48	2,29
240	85	9,5	13	13	42,3	33,2	3599	247	300	39,5	9,22	2,42
260	90	10	14	14	48,3	37,9	4824	317	371	47,8	10,0	2,56
280	95	10	15	15	53,4	41,9	6276	398	448	57,2	10,8	2,73
300	100	10	16	16	58,8	46,1	8028	493	535	67,6	11,7	2,90
320	100	14	17,5	17,5	75,8	59,5	10870	597	679	80,6	12,10	2,81
350	100	14	16,0	16	77,3	60,6	12840	570	734	75,0	12,90	2,72
380	102	13,5	16,0	16	80,4	63,1	15760	615	829	78,7	14,00	2,77
400	110	14	16,0	16	91,5	71,8	20350	846	1020	102	14,90	3,04

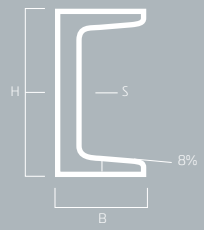

PROFILI AD U

serie speciale

Small U-channels

H mm	B mm	S mm	kg/m
25	12	4	1,30
30	15	4	1,74
30	15	5	2,20
35	17	4	2,15
40	20	5	2,87
50	25	5	3,86
60	30	6	5,07
70	40	6	6,72

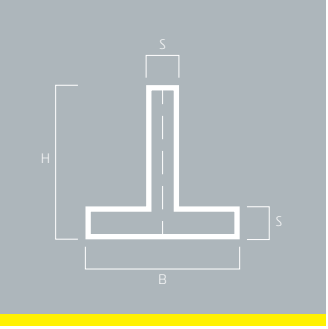

PROFILI A T

a spigoli vivi e tondi e a sezione speciale

T bars

B mm	H mm	S mm	kg/m		B mm	H mm	S mm	kg/m
20	20	4,0	1,13		80	80	10	11,80
25	25	4,5	1,61		90	90	10	13,42
30	30	5,0	2,16		100	100	11	16,40
35	35	5,5	2,78		120	120	13	23,20
40	40	6,0	3,49		140	140	15	31,30
45	45	6,5	4,26					
50	50	7	5,11	SPECIAL	60	30	5,5	3,7
60	60	8	7,03		100	50	8,5	9,42
70	70	9	9,26		120	60	10	13,4

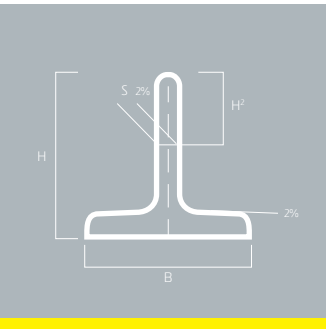

PROFILI A T

a spigoli vivi e tondi

T bars

B mm	H mm	S mm	kg/m
20	20	3	0,88
25	25	3,5	1,29
30	30	3	1,34
30	30	4	1,75
35	35	4,5	2,31
40	40	5	2,95
45	45	5,5	3,67
50	50	5	3,67
50	50	6	4,43
60	60	7	6,23
70	70	8	8,32
80	80	9	10,70

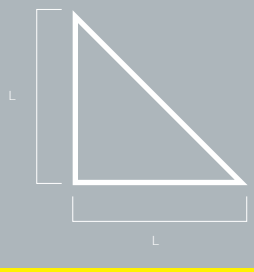

TRIANGOLI

rettangoli laminati a caldo di precisione

Hot rolled triangles

L x L	7x7	10x10	15x15	20x20	25x25	30x30
kg/ml	0,22	0,45	0,92	1,60	2,50	3,70



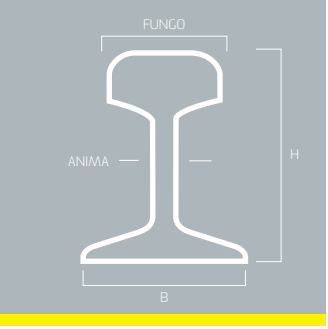

ROTAIA

tipo vignola

Vignola rail

designazione	H mm	fungo mm	B mm	anima mm	Kg/m
tipo 21	100	50	80	10	21,373
tipo 27	120	50	95	11	27,349
tipo 30	125	56	100	12	30,152
tipo 36	130	60	100	14	36,188
tipo 46	145	63,5	135	14	46,786
		67,2			
tipo 50	148	65,2	135	14	49,850
		70			
tipo 60	172	70,6	150	16,5	60,340
		74,3			

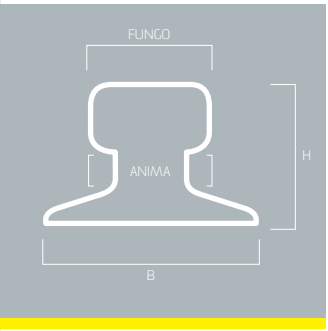

ROTAIA

tipo Burback

Burback rail

tipo	n°	H mm	fungo mm	B mm	anima mm	Kg/m
A 45	1	55	45	125	24	22,5
A 55	2	65	55	150	31	32,2
A 65	3	75	65	175	38	43,8
A 75	4	85	75	200	45	57,0
A 100	5	95	100	200	60	75,2
A 120	6	105	120	220	72	101,3

TRADED BY SKILLED PEOPLE

2

Travi

Beams

P. 32

Travi NP

IPN beams

P. 34

Travi IPE

IPE beams

P. 37

Travi UPE

UPE beams

P. 38

Travi HEA

HEA beams

P. 40

Travi HEB

HEB beams

P. 42

Travi HEM

HEM beams

P. 44

Travi HE

HE beams

P. 46

Servizio Taglio Travi

Cut to length service

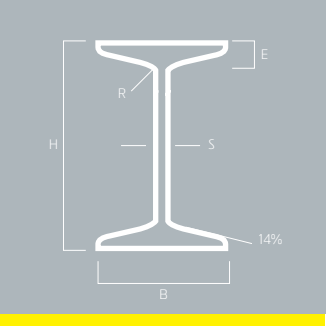

TRAVI NP

dati generali

IPN beams

H	B	S	E	R	kg/m	Sez. cm²	Wx cm³	Jx cm⁴
80	42	3,9	5,9	3,9	5,9	7,6	19,4	78
100	50	4,5	6,8	4,5	8,3	10,6	34,1	170
120	58	5,1	7,7	5,1	11,1	14,2	54,5	327
140	66	5,7	8,6	5,7	14,3	18,2	81,8	572
160	74	6,3	9,5	6,3	17,9	22,8	117	934
180	82	6,9	10,4	6,9	21,9	27,9	161	1444
200	90	7,5	11,3	7,5	26,2	33,4	214	2138
220	98	8,1	12,2	8,1	31,0	39,5	278	3050
240	106	8,7	13,1	8,7	36,2	46,1	353	4239
260	113	9,4	14,1	9,4	41,9	53,3	441	5735
280	119	10,1	15,2	10,1	47,9	61,0	541	7575
300	125	10,8	16,2	10,8	54,2	69,0	652	9785
320	131	11,5	17,3	11,5	61,0	77,7	781	12490
340	137	12,2	18,3	12,2	68,0	86,7	922	15670
360	143	13,0	19,5	13,0	76,1	97	1087	19580
380	149	13,7	20,5	13,7	84,0	107	1262	23980
400	155	14,4	21,6	14,4	92,5	118	1461	29210
425	163	15,3	23,0	15,3	104	132	1738	36930
450	170	16,2	24,3	16,2	115	147	2035	45790
475	178	17,1	25,6	17,1	128	163	2375	56410
500	185	18,0	27,0	18,0	141	180	2746	68650
550	200	19,0	30,0	19,0	166	212	3598	98950
600	215	21,6	32,4	21,6	199	254	4626	138800

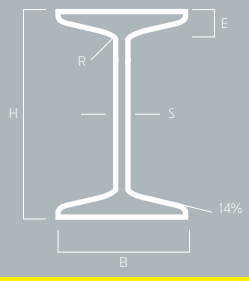

TRAVI NP

tabella dei carichi netti uniformemente ripartiti per σ = 1600 kg/cm²

IPN beams

H	DISTANZA TRA GLI APPOGGI IN METRI / *DISTANCES BETWEEN SUPPORTS IN METERS*															
	2.50	3.00	3.50	4.00	4.50	5.00	5.50	6.00	7.00	8.00	9.00	10.00	11.00	12.00	13.00	14.00
80	978	810	689	597	525	467	-	-	-	-	-	-	-	-	-	-
100	1725	1430	1218	1058	932	831	747	677	-	-	-	-	-	-	-	-
120	2763	2232	1954	1700	1500	1340	1207	1096	919	-	-	-	-	-	-	-
140	4152	3447	2941	2560	2262	2022	1825	1659	1395	1194	1035	-	-	-	-	-
160	5946	4938	4216	3672	3247	2906	2624	2389	2014	1729	1503	1319	-	-	-	-
180	8188	6804	5811	5064	4481	4012	3626	3303	2791	2401	2093	1842	1632	-	-	-
200	10891	9052	7734	6743	5969	5347	4836	4408	3730	3214	2808	2477	2202	1968	-	-
220	14156	11768	10058	8772	7763	6962	6300	5745	4866	4200	3675	3248	2893	2593	2334	-
240	17983	14953	12783	11151	9878	8856	8016	7313	6201	5358	4695	4156	3709	3331	3004	2720
260	22474	18690	15981	13944	12355	11080	10032	9157	7770	6721	5895	5226	4670	4201	3797	3445
280	27575	22939	19617	17120	15172	13610	12327	11254	9557	8273	7263	6446	5768	5195	4703	4275
300	33247	27656	23654	20648	18302	16421	14875	13584	11544	10000	8786	7803	6990	6304	5714	5202
320	39835	33140	28343	24748	21341	19689	17840	16295	13854	12008	10558	9387	8417	7598	6896	6286
340	47036	39135	33481	29232	25920	23263	21083	19261	16383	14208	12501	11122	9980	9018	8194	7477
360	55464	46150	39487	34480	30577	27447	24878	22733	19344	16784	14774	13152	11811	10681	9713	8873
380	64824	53593	45859	40048	35518	31887	28908	26418	22488	19520	17192	15313	13761	12453	11133	10362
400	74572	62059	53107	46382	41141	36940	33492	30613	26068	22636	19946	17775	15983	14474	13183	12062
425	88726	73842	63197	55200	48968	43972	39876	36453	31052	26976	23782	21206	19080	17290	15760	14434
450	103904	86481	74020	64660	57366	51521	46727	42723	36406	31640	27907	24898	22415	20326	18541	16995
475	121280	100950	86409	75488	66980	60160	54568	49898	42532	36976	32625	29120	26228	23797	21720	19922
500	140243	116740	99932	87308	77474	69592	63131	57735	49225	42808	37785	33738	30402	27598	25204	23132
550	183802	153016	131003	114472	101596	91278	82822	75761	64630	56240	49677	44394	40041	36386	33268	30572
600	236353	196779	168483	147236	130688	117430	106565	97494	83196	72424	64000	57222	51640	46956	42961	39508

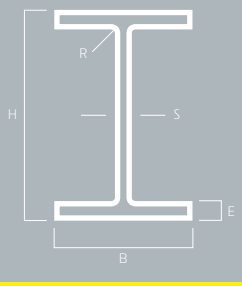

TRAVI IPE

dati generali

IPE beams

H	B	S	E	R	kg/m	Sez. cm²	Wx cm³	Jx cm⁴
80	46	3,8	5,2	5,0	6,0	7,6	20,0	80
100	55	4,1	5,7	7,0	8,1	10,3	34,2	171
120	64	4,4	6,3	7,0	10,4	13,2	53,0	318
140	73	4,7	6,9	7,0	12,9	16,4	77,3	541
160	82	5,0	7,4	9,0	15,8	20,1	109	869
180	91	5,3	8,0	9,0	18,8	23,9	146	1317
200	100	5,6	8,5	12,0	22,4	28,5	194	1943
220	110	5,9	9,2	12,0	26,2	33,4	252	2772
240	120	6,2	9,8	15,0	30,7	39,1	324	3892
270	135	6,6	10,2	15,0	36,1	45,9	429	5790
300	150	7,1	10,7	15,0	42,2	53,8	557	8356
330	160	7,5	11,5	18,0	49,1	62,6	713	11770
360	170	8,0	12,7	18,0	57,1	72,7	904	16270
400	180	8,6	13,5	21,0	66,3	84,5	1160	23130
450	190	9,4	14,6	21,0	77,6	98,8	1500	33740
500	200	10,2	16,0	21,0	90,7	116	1930	48200
550	210	11,1	17,2	24,0	106	134	2440	67120
600	220	12,0	19,0	24,0	122	156	3070	92080

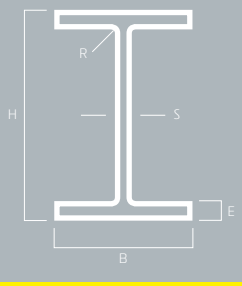

TRAVI IPE

tabella dei carichi netti uniformemente ripartiti per σ =1600 kg/cm²

IPE beams

H	DISTANZA TRA GLI APPOGGI IN METRI / *DISTANCES BETWEEN SUPPORTS IN METERS*															
	2.50	3.00	3.50	4.00	4.50	5.00	5.50	6.00	7.00	8.00	9.00	10.00	11.00	12.00	13.00	14.00
80	1009	835	710	616	542	482	-	-	-	-	-	-	-	-	-	-
100	1731	1435	1222	1062	936	835	751	681	-	-	-	-	-	-	-	-
120	2687	2230	1902	1654	1460	1305	1176	1068	896	-	-	-	-	-	-	-
140	3925	3259	2782	2422	2140	1914	1728	1571	1323	1133	-	-	-	-	-	-
160	5541	4603	3931	3425	3029	2711	2450	2230	1882	1617	1408	-	-	-	-	-
180	7428	6173	5273	4597	4068	3643	3294	3002	2538	2185	1907	1681	1492	-	-	-
200	9876	8210	7016	6118	5417	4854	4391	4004	3390	2925	2557	2259	2011	1800	1619	-
220	12837	10673	9124	7959	7050	6320	5720	5219	4424	3822	3348	2963	2644	2373	2140	1937
240	16512	13732	11741	10246	9078	8141	7371	6728	5709	4939	4332	3840	3432	3087	2791	2532
270	21874	18195	15563	13583	12040	10802	9785	8935	7592	6575	5776	5130	4595	4143	3754	3417
300	28413	23638	20222	17655	15653	14048	12731	11629	9889	8574	7542	6707	6017	5435	4935	4101
330	36383	30274	25904	22620	20060	18007	16323	14916	12694	11016	9698	8635	7756	7016	6382	5831
360	46142	38399	32860	28700	25457	22857	20724	18942	16130	14007	12343	11000	9891	8957	8158	7465
400	59226	49294	42191	36855	32697	29364	26631	24350	20747	18029	15901	14185	12769	11577	10559	9677
450	76606	63767	54585	47689	42317	38012	34482	31534	26885	23379	20635	18424	16601	15069	13760	12628
500	98589	82074	70265	61397	54490	48954	44417	40629	34656	30154	26632	23797	21460	19498	17824	16376
550	124663	103788	88863	77656	68927	61934	56202	51417	43875	38192	33748	30172	27226	24754	22646	20824
600	156879	130620	111847	97752	86775	77982	70776	64761	55283	48144	42564	38076	34381	31282	28641	26360

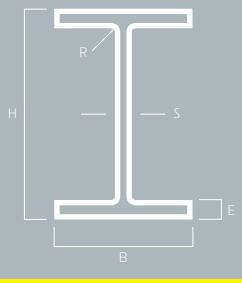

TRAVI IPE

sollecitate a compressione pilastri acciaio
con carico di sicurezza σ = 16 kg/m²

IPE beams

mm	carichi massimi in kg riferiti alle lunghezze dei pilastri in m:											
	2	2,5	3	3,5	4	4,5	5	5,5	6	6,5	7	8
80	3574	2272	1583	1166								
100	6618	4291	2953	2177	1671							
120	10057	7489	5201	3784	2937	2323	1884					
140	14183	11359	8437	6116	4702	3727	3023	2503				
160	18917	15611	12711	9403	7210	5695	4614	3810	3203	2732		
180	24050	20670	17225	13755	10563	8367	6768	5607	4709	4021	3466	
200	30000	26205	22463	19079	15099	11875	9702	7985	6745	5728	4924	3781
220		32987	28886	24855	21461	17183	13916	11517	9698	8259	7059	5419
240		40623	35954	31595	27681	23696	19190	15878	13310	11353	9790	7483
270		50301	45614	41258	36537	32495	28355	23167	19686	16690	14513	11110
300		61049	56631	51855	46782	42403	38088	33756	28503	24454	20944	16000
330			68136	62600	57234	51896	46586	41907	36688	31596	27217	20780
360			81342	75532	69652	63912	58452	52396	47477	41841	36236	27498
400			95886	89536	83456	76384	70051	63474	58528	53019	45581	34666
450				106093	99421	92444	85448	78646	71207	65593	57904	44280
500				128000	120519	111807	104269	96165	88380	80346	73359	56932
550					141052	132345	122514	112842	105615	96576	88962	70065
600					167516	156981	147692	137142	128000	117183	108995	89784

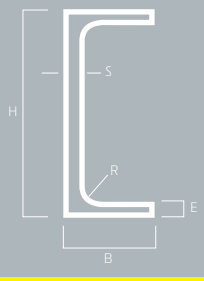

TRAVI UPE

UPE beams

H	B	S	E	R	kg/m	Sez. cm²	Wx cm³	Jx cm⁴
80	50	4,0	7,0	10	7,90	10,1	26,8	107
100	55	4,5	7,5	10	9,82	12,5	41,4	207
120	60	5,0	8,0	12	12,1	15,4	60,6	364
140	65	5,0	9,0	12	14,5	18,4	85,6	599
160	70	5,5	9,5	12	17,0	21,7	114	911
180	75	5,5	10,5	12	19,7	25,1	150	1353
200	80	6,0	11,0	13	22,8	29,0	191	1909
220	85	6,5	12,0	13	26,6	33,9	244	2682
240	90	7,0	12,5	15	30,2	38,5	300	3599
270	95	7,5	13,5	15	35,2	44,8	389	5255
300	100	9,5	15,0	15	44,4	56,6	522	7823
330	105	11,0	16,0	18	53,2	67,8	667	11008
360	110	12,0	17,0	18	61,2	77,9	824	14825
400	115	13,5	18,0	18	72,2	91,9	1049	20981

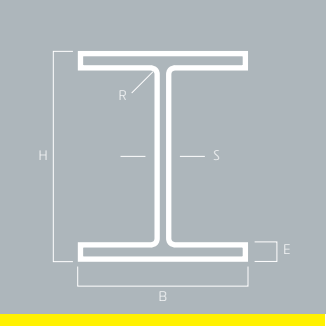

TRAVI HEA

dati generali

HEA beams

HE	H	B	S	E	R	kg/m	Sez. cm²	Wx cm³	Jx cm⁴
100	96	100	5,0	8,0	12,0	16,7	21,2	73	349
120	114	120	5,0	8,0	12,0	19,9	25,3	106	606
140	133	140	5,5	8,5	12,0	24,7	31,4	155	1033
160	152	160	6,0	9,0	15,0	30,4	38,8	220	1673
180	171	180	6,0	9,5	15,0	35,5	45,3	294	2510
200	190	200	6,5	10,0	18,0	42,3	53,8	389	3692
220	210	220	7,0	11,0	18,0	50,5	64,3	515	5410
240	230	240	7,5	12,0	21,0	60,3	76,8	675	7763
260	250	260	7,5	12,5	24,0	68,2	86,8	836	10455
280	270	280	8,0	13,0	24,0	76,4	97,3	1010	13673
300	290	300	8,5	14,0	27,0	88,3	112	1260	18263
320	310	300	9,0	15,5	27,0	97,6	124	1480	22928
340	330	300	9,5	16,5	27,0	105	133	1680	27693
360	350	300	10,0	17,5	27,0	112	143	1890	33090
400	390	300	11,0	19,0	27,0	125	159	2310	45069
450	440	300	11,5	21,0	27,0	140	178	2900	63722
500	490	300	12,0	23,0	27,0	155	197	3550	86975
550	540	300	12,5	24,0	27,0	166	212	4150	111932
600	590	300	13,0	25,0	27,0	178	226	4790	141203
650	640	300	13,5	26,0	27,0	190	241	5470	175178
700	690	300	14,5	27,0	27,0	204	260	6240	215301
800	790	300	15,0	28,0	30,0	224	286	7680	303442
900	890	300	16,0	30,0	30,0	252	320	9480	422075
1000	990	300	16,5	31,0	30,0	272	347	11190	553846

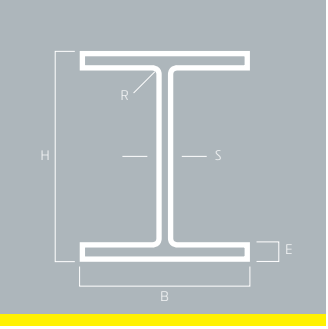

TRAVI HEA

tabella dei carichi netti uniformemente ripartiti per σ = 1600 kg/cm²

HEA beams

H	DISTANZA TRA GLI APPOGGI IN METRI / *DISTANCES BETWEEN SUPPORTS IN METERS*											
	3	4	5	6	7	8	9	10	11	12	13	14
100	3064	2269	1785	1457	-	-	-	-	-	-	-	-
120	4463	3312	2614	2142	1800	-	-	-	-	-	-	-
140	6539	4861	3844	3158	2661	2282	-	-	-	-	-	-
160	9295	6918	5480	4511	3810	3276	2855	2512	-	-	-	-
180	12437	9265	7348	6059	5127	4419	3861	3408	3030	-	-	-
200	16470	12278	9746	8044	6816	5885	5151	4556	4061	3641	-	-
220	21821	16277	12931	10683	9063	7835	6869	6087	5437	4887	4414	-
240	28618	21358	16978	14037	11920	10317	9057	8036	7191	6476	5862	5327
260	35464	26478	21060	17425	14809	12830	11275	10018	8977	8098	7344	6688
280	42863	32013	25473	21087	17933	15548	13676	12163	10912	9856	8951	8164
300	53493	39965	31813	26349	22421	19453	17125	15244	13690	12380	11258	10283
320	62852	46368	37400	30987	26379	22898	20170	17967	16147	14615	13306	12164
340	71363	53338	42481	35209	29984	26039	22947	20453	18393	16659	15176	13889
360	80301	60034	47822	39646	33775	29343	25871	23071	20760	18815	17152	15711
400	98182	73418	58509	48528	41364	35959	31790	28317	25567	23139	21119	19369
450	123310	92237	73538	61025	52047	45278	39983	35719	32204	29252	26733	24553
500	150997	112977	90102	74801	63827	55558	49092	43888	39603	36005	32937	30286
550	176564	132132	105407	87535	74721	65070	57526	51458	46463	42273	38702	35618
600	203834	152564	121731	101116	86340	75214	66520	59530	53778	48956	45026	41301
650	232816	174280	139082	115553	98692	86000	76085	68116	61560	56066	51388	47351
700	265628	198864	158724	131896	112674	98200	86910	77832	70366	64112	58788	54195
800	327008	244864	195488	162496	138866	121088	107210	96064	86903	79232	72706	67081
900	403724	302352	241428	200728	171584	149664	132558	118824	107540	98096	90065	83146
1000	476624	356992	285104	237088	202713	176864	156698	140512	127218	116096	106642	98500

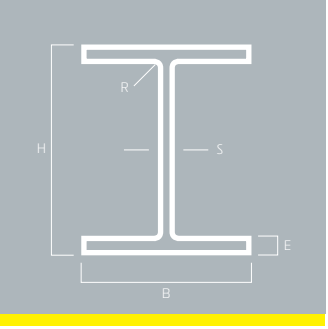

TRAVI HEB

dati generali

HEB beams

HE	H	B	S	E	R	kg/m	Sez. cm²	Wx cm³	Jx cm⁴
100	100	100	6,0	10,0	12,0	20,4	26,0	90	450
120	120	120	6,5	11,0	12,0	26,7	34,0	144	864
140	140	140	7,0	12,0	12,0	33,7	43,0	216	1509
160	160	160	8,0	13,0	15,0	42,6	54,3	311	2492
180	180	180	8,5	14,0	15,0	51,2	65,3	426	3831
200	200	200	9,0	15,0	18,0	61,3	78,1	570	5696
220	220	220	9,5	16,0	18,0	71,5	91,0	736	8091
240	240	240	10,0	17,0	21,0	83,2	106	938	11259
260	260	260	10,0	17,5	24,0	93,0	118	1150	14919
280	280	280	10,5	18,0	24,0	103	131	1380	19270
300	300	300	11,0	19,0	27,0	117	149	1680	25166
320	320	300	11,5	20,5	27,0	127	161	1930	30823
340	340	300	12,0	21,5	27,0	134	171	2160	36656
360	360	300	12,5	22,5	27,0	142	181	2400	43193
400	400	300	13,5	24,0	27,0	155	198	2880	57680
450	450	300	14,0	26,0	27,0	171	218	3550	79887
500	500	300	14,5	28,0	27,0	187	239	4290	107176
550	550	300	15,0	29,0	27,0	199	254	4970	136691
600	600	300	15,5	30,0	27,0	212	270	5700	171041
650	650	300	16,0	31,0	27,0	225	286	6480	210616
700	700	300	17,0	32,0	27,0	241	306	7340	256888
800	800	300	17,5	33,0	30,0	262	334	8980	359083
900	900	300	18,5	35,0	30,0	291	371	10980	494065
1000	1000	300	19,0	36,0	30,0	314	400	12890	644748

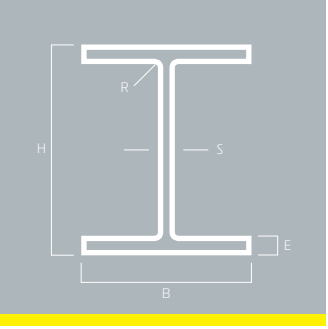

TRAVI HEB

tabella dei carichi netti uniformemente ripartiti per σ = 1600 kg/cm²

HEB beams

H	DISTANZA TRA GLI APPOGGI IN METRI / *DISTANCES BETWEEN SUPPORTS IN METERS*											
	3	4	5	6	7	8	9	10	11	12	13	14
100	3778	2798	2202	1797	1502	-	-	-	-	-	-	-
120	6063	4501	3553	2911	2446	2090	-	-	-	-	-	-
140	9114	6777	5361	4405	3713	3186	2768	-	-	-	-	-
160	13141	9781	7748	6379	5388	4635	4039	3554	-	-	-	-
180	18022	13427	10649	8780	7431	6406	5597	4940	4393	-	-	-
200	24135	17994	14285	11792	9993	8629	7554	6683	5958	5344	-	-
220	31187	23265	18483	15272	12957	11203	9823	8705	7777	6992	6317	-
240	39770	29682	23596	19511	16569	14342	12591	11174	10000	9006	8153	7411
260	48786	36427	28974	23974	20377	17655	15518	13789	12358	11150	10113	9212
280	58569	43747	34812	28821	24512	21255	18700	16633	14924	13483	12248	11174
300	71327	53290	42422	35137	29900	25943	22839	20333	18261	16515	15020	13721
320	81963	61250	48771	40410	34401	29863	26305	23433	21060	19062	17351	15867
340	91755	68582	54624	45274	38558	33487	29513	26307	23659	21431	19525	17872
360	101971	76130	60728	50346	42890	37263	32854	29300	26364	23895	21784	19954
400	122412	91568	72951	60508	51576	44838	39641	35313	31962	28859	26341	24160
450	150949	112913	90022	74705	63715	55430	49948	43728	39427	35813	32729	30062
500	182474	136528	108886	90395	77134	67142	59328	53040	47861	43514	42238	38149
550	211451	158240	126234	104830	89484	77926	68891	61624	55642	50624	46347	42653
600	242558	181547	144856	120325	102742	89501	79262	70838	63993	58254	53365	49145
650	275805	206460	164763	136890	116916	101880	90135	80694	72928	66420	60878	56095
700	312450	233916	186700	155140	132530	115512	102222	91542	82760	75401	69137	63734
800	382360	286312	228578	190000	162371	141584	125357	112324	101612	92642	85012	78434
900	467607	350196	279633	232494	198740	173352	153541	137634	124566	113628	104327	96314
1000	549031	411224	328414	273102	233504	203728	180498	161852	146538	133725	122834	113077

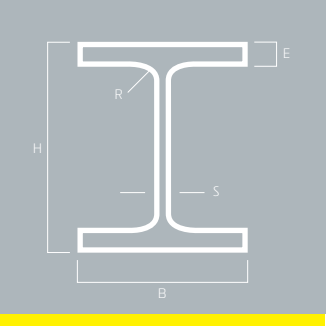

TRAVI HEM

dati generali

HEM beams

HE	H	B	S	E	R	kg/m	Sez. cm²	Wx cm³	Jx cm⁴
100	120	106	12,0	20,0	12,0	41,8	53,2	190	1143
120	140	126	12,5	21,0	12,0	52,1	66,4	288	2018
140	160	146	13,0	22,0	12,0	63,2	80,6	411	3291
160	180	166	14,0	23,0	15,0	76,2	97,1	566	5098
180	200	186	14,5	24,0	15,0	88,9	113	748	7483
200	220	206	15,0	25,0	18,0	103	131	967	10642
220	240	226	15,5	26,0	18,0	117	149	1220	14605
240	270	248	18,0	32,0	21,0	157	200	1800	24289
260	290	268	18,0	32,5	24,0	172	220	2160	31307
280	310	288	18,5	33,0	24,0	189	240	2550	39547
300	340	310	21,0	39,0	27,0	238	303	3480	59201
320	359	309	21,0	40,0	27,0	245	312	3800	68135
340	377	309	21,0	40,0	27,0	248	316	4050	76372
360	395	308	21,0	40,0	27,0	250	319	4300	84867
400	432	307	21,0	40,0	27,0	256	326	4820	104119
450	478	307	21,0	40,0	27,0	263	335	5500	131484
500	524	306	21,0	40,0	27,0	270	344	6180	161929
550	572	306	21,0	40,0	27,0	278	354	6920	197984
600	620	305	21,0	40,0	27,0	285	364	7660	237447
650	668	305	21,0	40,0	27,0	293	374	8430	281667
700	716	304	21,0	40,0	27,0	301	383	9200	29278
800	814	303	21,0	40,0	30,0	317	404	10870	442598
900	910	302	21,0	40,0	30,0	333	424	12540	570434
1000	1008	302	21,0	40,0	30,0	349	444	14330	722299

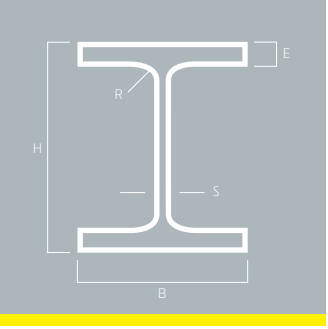

TRAVI HEM

tabella dei carichi netti uniformemente ripartiti per σ = 1600 kg/cm²

HEM beams

H	DISTANZA TRA GLI APPOGGI IN METRI / *DISTANCES BETWEEN SUPPORTS IN METERS*											
	3	4	5	6	7	8	9	10	11	12	13	14
100	7981	5912	4654	3802	3181	2705	-	-	-	-	-	-
120	12131	9007	7112	5771	4901	4191	3627	-	-	-	-	-
140	17346	12900	10205	8388	7072	6070	5276	4628	-	-	-	-
160	23920	17806	14108	11617	9816	8446	7363	6482	5747	-	-	-
180	31647	23580	18704	15423	13055	11256	9837	8685	7726	6911	-	-
200	40948	30531	24239	20011	16961	14647	12825	11347	10119	9078	8182	-
220	51701	38571	30646	25324	21489	18583	16297	14445	12909	11609	10491	9516
240	76327	56970	45294	37457	31814	27543	24186	21469	19217	17315	15681	14258
260	91641	68430	54434	45047	38292	33183	29171	25927	23242	20975	19031	17340
280	108230	80842	64333	53264	45304	39287	34564	30749	27593	24931	22650	20667
300	147762	110405	87895	72810	61966	53774	47350	42163	37875	34263	31169	28484
320	161394	120617	96052	79594	67769	58838	51838	46188	41522	37592	34229	31312
340	172451	128604	102437	84909	72319	62814	55366	49358	44398	40222	36651	33555
360	182712	136596	108827	90231	76876	66798	58904	52663	47285	42885	39087	35813
400	204880	153212	124748	101288	86342	75070	66245	59134	53269	48840	44129	40483
450	233871	174943	139481	115752	98727	85893	75853	67768	61105	55509	50733	46602
500	262863	196675	156854	130216	111112	96717	85461	76402	68940	62678	57337	52721
550	294467	220322	175757	145955	124588	108493	95913	85793	77463	70475	64519	59375
600	325963	243974	194666	161700	138070	120277	106374	95195	85997	78284	71714	66042
650	358801	268588	214343	178082	152097	132536	117256	104974	94871	86404	79194	72972
700	391630	293196	234015	194460	166121	144792	128135	114750	103743	94521	86671	79900
800	462835	346572	276687	229991	196546	171384	151742	135966	123000	112142	102906	94944
900	534041	399948	319359	265522	226971	197976	175349	157182	148857	129764	119141	109989
1000	610366	457164	365103	303612	259591	226488	200663	179934	162910	148865	136558	126131

Pilastri acciaio con carico di sicurezza = 16 kg/m²

TRAVI HE

sollecitata a compressione

HE beams

mm		carichi massimi in kg riferiti alle lunghezze dei pilastri in m:											
		2	2,5	3	3,5	4	4,5	5	5,5	6	6,5	7	8
100	A	23555	21068	18434	15924	13732	11084	9093	7521	6304			
	B	29090	26000	22857	19809	16979	13774	11304	9327	7834			
	M	61237	55633	49777	44109	38342	33380	26851	22166	18873			
120	A	29985	27726	25142	22741	20139	17911	15629	12769	10852	9200		
	B	40296	37517	34000	30734	27336	24285	21501	17770	15027	12680		
	M	79879	74816	68987	62863	56812	50590	44827	39494	33096	28105		
140	A	38646	36405	33718	31304	28384	26031	23367	21020	18402	15651	13469	
	B	53333	50218	46802	43270	39540	35833	32300	29029	26060	22122	19005	
	M	100750	95525	89555	83740	77221	70086	64159	58090	52636	45730	39558	
160	A	49269	46676	44028	41112	38559	35474	32333	29561	266874	24537	21333	-
	B	68952	65323	61617	57920	54300	49931	46459	42174	38442	35170	30808	
	M	124288	119507	113401	106410	100232	93029	85834	79671	72260	66393	60925	
180	A	58926	56186	53688	51042	48000	45019	42385	39178	36059	33095	30582	24404
	B	84943	81625	77392	73577	69653	65300	61099	56782	52502	48147	44649	35903
	M	148590	141625	136300	130417	123319	116954	109204	101842	94416	88000	80928	68666
200	A	71140	68317	65709	62832	59777	56631	53465	50339	46782	43474	40413	34850
	B	103272	99174	96123	91882	87384	82754	78100	73505	68659	64082	59504	51850
	M	175066	168064	161600	154470	148990	140990	135585	126554	118689	112342	104517	90943
220	A	86453	82967	80375	76776	74014	70951	67241	63900	60517	56522	53305	46342
	B	122352	118378	113750	109473	105507	101111	95789	91000	86153	81796	75883	67096
	M	202576	195934	180220	182473	175764	168338	160429	152254	144000	136599	129210	113828
240	A	105025	100721	97523	94523	90352	87148	84164	80313	76322	72282	67889	61134
	B	144957	139016	134603	130461	124629	120283	116164	111578	106000	100353	95280	85226
	M	275310	266133	255488	249500	240120	233109	223328	214335	206038	197135	186760	166333
260	A	119724	115733	112000	108500	104421	102117	97802	94476	90181	86260	82177	74267
	B	163310	157866	152774	148000	142436	139294	134354	128870	123816	118400	112094	102400
	M	305530	295260	288000	276661	270276	260266	252776	244000	234240	226683	216888	197393

mm		carichi massimi in kg riferiti alle lunghezze dei pilastri in m:											
		2	2,5	3	3,5	4	4,5	5	5,5	6	6,5	7	8
280	A	135373	130823	127606	123555	119753	116179	112811	108867	104483	101090	96695	87954
	B	182817	176670	172327	166857	161723	158075	152459	148056	143020	137411	131400	120137
	M	384320	325694	317619	307456	300250	288962	282589	272567	265048	254516	247948	226070
300	A		153846	148760	144000	140625	157404	132352	129496	125000	120000	116883	106508
	B		203897	197157	192387	186375	182106	176711	171625	166825	160107	154909	142850
	M		418068	407529	394276	384888	375937	364631	356588	343943	334455	323306	301217
320	A			164495	159232	155500	151938	146352	143194	138222	132683	129246	117775
	B			213289	208129	201625	197007	191170	185669	179272	173208	167584	154538
	M			419495	405835	396190	384000	375438	367058	354042	344275	330596	310062
340	A			176528	170880	166875	163053	157058	151489	148333	142400	137806	126390
	B			225983	218752	213625	208732	201058	196719	187287	183516	177558	163736
	M			421066	410796	401015	288676	379909	368817	358354	346082	334622	311901
360	A				182784	178500	174412	168000	162042	157572	152320	147406	135195
	B				231168	225750	220580	212470	207884	200666	192640	187636	170982
	M				414699	401637	392369	380656	372321	359211	349369	335578	303139
400	A				203520	198750	191278	187058	180425	175448	168476	162038	149647
	B				253184	247250	237954	232705	224453	218262	209589	204180	186164
	M				420387	410456	400984	389014	377739	364531	354612	340705	314024
450	A					222500	214135	209411	201985	195068	188609	181401	166549
	B					272500	262255	256470	247375	240551	230993	222165	205116
	M					419250	409648	397511	386071	375272	360161	348467	321341
500	A					244961	237593	232352	224113	216438	207894	198742	184795
	B					295937	287037	280705	270751	261479	251157	243159	223251
	M					430575	420519	405058	390695	382255	367253	355406	325964
600	A					278769	270447	262608	253426	243221	235324	225093	207085
	B					392384	322388	315328	304225	243877	282352	270000	246857
	M					451100	437533	424759	412709	398575	382842	365987	334436

SERVIZI
TAGLIO TRAVI

Cut to length service

TAGLIO PROFILI A C.N.
Lunghezza minima 100 mm
Lunghezza massima 17.000 mm

FORATURA A C.N.
Diametro da 10 mm a 40 mm

CAPACITÀ DI TAGLIO
Capacità di taglio a 90°
min. 80x10 mm - max 1015x450 mm

Capacità di taglio a 60°
600x450 mm

Capacità di taglio a 45°
320x450 mm

- MARCATURA PER INCISIONE
- IMBALLAGGIO E PACKING LIST
- GESTIONE DEL PROCESSO PRODUTTIVO CERTIFICATO ISO 9001
- FORNITURA DEL MATERIALE CON CERTIFICAZIONE E RINTRACCIABILITÀ NEL RISPETTO DELLA NORMATIVA UNI EN 1090 EXC 2

CUT TO LENGTH SERVICE
Minimum length 100 mm
Maximum length 17.000 mm

DRILLING SERVICE
Diameter from 10 mm to 40 mm

CUT CAPACITY
Cut capacity at 90°
min. 80x10 mm - max 1015x450 mm

Cut capacity at 60°
600x450 mm

Cut capacity at 45°
320x450 mm

- *MARKING BY ENGRAVING*
- *PACKAGING AND PACKING LIST*
- *QUALITY MANAGEMENT SYSTEM IN COMPLIANCE WITH THE STANDARD ISO 9001*
- *MATERIAL SUPPLIED WITH CERTIFICATE AND TRACEABILITY SYSTEM ACCORDING TO UNI EN 1090 EXC 2*

FIGURA 1 / *SHAPE 1*

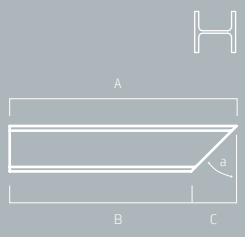

FIGURA 2 / *SHAPE 2*

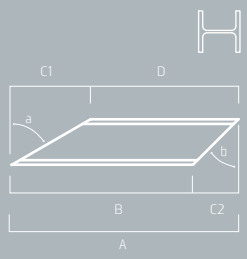

FIGURA 3 / *SHAPE 3*

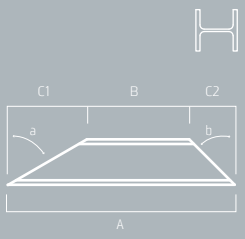

FIGURA 4 / *SHAPE 4*

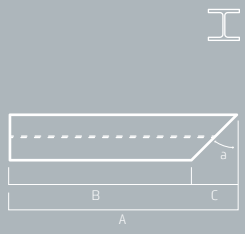

FIGURA 5 / *SHAPE 5*

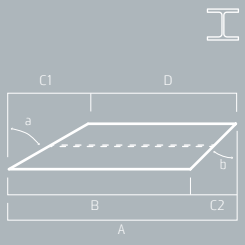

FIGURA 6 / *SHAPE 6*

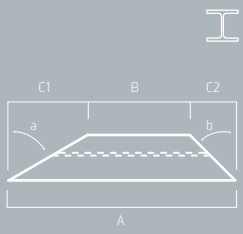

SERVIZI
TAGLIO TRAVI

Cut to length service

FIGURA 7 / *SHAPE 7*

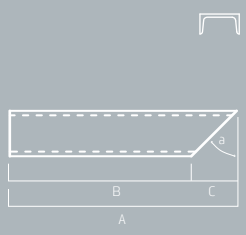

FIGURA 8 / *SHAPE 8*

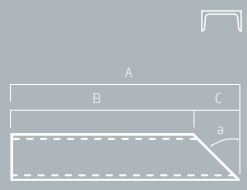

FIGURA 9 / *SHAPE 9*

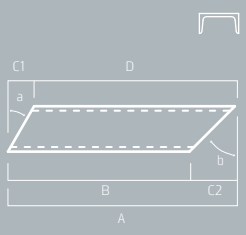

FIGURA 10 / *SHAPE 10*

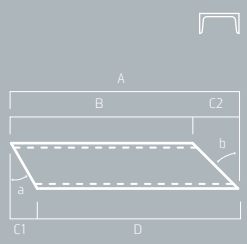

FIGURA 11 / *SHAPE 11*

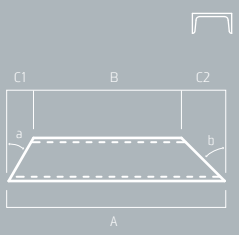

FIGURA 12 / *SHAPE 12*

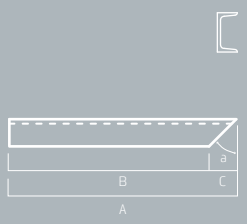

FIGURA 13 / *SHAPE 13*

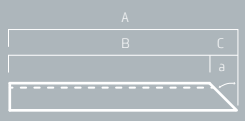

FIGURA 14 / *SHAPE 14*

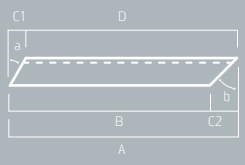

FIGURA 15 / *SHAPE 15*

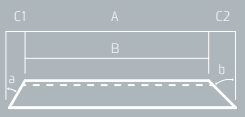

FIGURA 16 / *SHAPE 16*

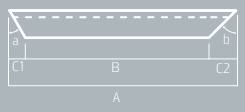

VERY HELPFUL AND KIND

Tubi

Tubes and Hollow Sections

3

P. 54

Tubi saldati tondi

Round Tubes

P. 56

Tubi tondi grosso spessore

Heavy Wall Round Tubes

P. 57

Tubi tondi carpenteria

Carpentry Pipes

P. 58

Tubi saldati triangolari

Triangular Hollow Sections

P. 58

Tubi saldati ovali

Oval Hollow Sections

P. 59

Tubi saldati semiovali

Semi Oval Hollow Sections

P. 60

Tubi saldati quadri

Square Hollow Sections

P. 61

Tubi saldati rettangolari

Rectangular Hollow Sections

P. 68

Tubolari per serramenti

Special Shapes for Windows and Doors

P. 74

Profilati a sezione speciale

Handrails

TUBI

saldati tondi

Round Tubes

D mm	S mm										
	1,5	2	2,5	3	4	5	6	7	8	9	10
10	0,32										
12	0,39										
14	0,46										
16	0,54	0,69									
18	0,61	0,79									
19	0,65	0,84									
20	0,68	0,89									
22	0,76	0,99									
25	0,87	1,13	1,39	1,63							
28	0,98	1,28	1,57	1,85							
30	1,05	1,38	1,70	2,00							
32	1,13	1,48	1,82	2,15							
35	1,24	1,63	2,00	2,37							
38	1,35	1,78	2,19	2,59	3,35						
40	1,42	1,87	2,31	2,74	3,55						
42	1,49	1,97	2,43	2,88	3,75						
45	1,61	2,12	2,62	3,11	4,04						
48	1,72	2,27	2,80	3,33	4,34	5,34					
50	1,79	2,37	2,93	3,48	4,54						
52	1,87	2,47	3,05	3,63	4,74						
55	1,98	2,61	3,24	3,85	5,03						
57	2,05	2,71	3,36	4,00	5,23						
60	2,16	2,86	3,56	4,21	5,52	6,78					
62	2,24	2,96	3,67	4,37	5,72	7,03					
63	2,27	3,01	3,73	4,44	5,82	7,17					
65	2,35	3,11	3,85	4,59	6,02	7,40					
70	2,53	3,35	4,16	4,96	6,51	8,01					

D mm	S mm										
	1,5	2	2,5	3	4	5	6	7	8	9	10
76	2,76	3,65	4,54	5,41	7,11	8,77	10,37				
80	2,90	3,85	4,78	5,70	7,50	9,25	10,95				
83	3,01	4,00	4,96	5,92	7,80	9,62	11,40				
89	3,23	4,29	5,33	6,36	8,38	10,35	12,27	14,14	15,96		
96		4,64	5,76	6,88	9,08	11,22	13,32	15,36			
102		4,93	6,13	7,32	9,67	11,96	14,21	16,40	18,47		
108		5,23	6,50	7,77	10,26	12,70	15,09	17,44			
114		5,52	6,87	8,21	10,90	13,44	15,99	18,48	20,97	23,37	25,72
121		5,87	7,31	8,73	11,45	14,31	17,02	19,69			
127		6,17	7,68	9,17	12,13	15,04	17,90	20,72	23,48	26,19	28,85
133			8,05	9,62	12,73	15,78	18,83	21,76			
139			8,42	10,06	13,32	16,53	19,69	22,80	25,98	29,01	31,99
152			9,22	11,05	14,64	18,18	21,66	25,10	28,49	31,83	35,12
159				11,54	15,69	18,99	22,64	26,24	29,79	33,29	36,75
168,3			10,23	12,23	16,21	20,14	24,02	27,85	31,63	35,36	39,04
177,8				12,93	17,14	21,31	25,42	29,49	35,50	37,47	41,38
193,7				14,11	18,71	23,27	27,77	32,23	36,64	40,99	45,30
219,1				15,99	21,22	26,40	31,53	36,61	41,65	46,63	51,57
244,5					23,72	29,53	35,29	41,00	46,66	52,27	57,83
273,0					26,54	33,05	39,51	45,92	52,28	58,60	64,86
323,9					31,56	39,32	47,04	54,71	62,32	69,89	77,41
339,7						41,27	49,38	57,43	65,44	73,40	81,31
355,6						43,23	51,73	60,18	68,58	76,93	85,23
406,4						49,50	59,25	68,95	78,60	88,20	97,76
457,2							66,76	77,72	88,62	99,48	110,29
508,0							74,28	86,49	98,65	110,75	122,81

TUBI

tondi grosso spessore per applicazioni meccaniche

Heavy Wall Round Tubes

D mm	S mm										
	8	10	12,5	14,2	16	17,5	20	25	30	35	40
48,3	7,93	9,45									
51	8,43	10,1	11,9								
54	9,04	10,9	12,9								
57	9,65	11,6	13,8								
60,3	10,3	12,4	14,8								
63,5	10,9	13,2	15,8								
67	11,6	14,1	16,3	18,3	20,1						
70	12,2	14,8	17,8	19,3	21,2						
76,1	13,4	16,3	19,7	21,4	23,7						
82,5	14,6	17,9	21,7	23,8	26,2	28,8	30,8				
88,9	15,9	19,5	23,7	25,9	28,7	31,5	34,0				
95	17,2	21,0	24,6	28,0	31,2	34,2	37,0				
101,6	18,4	22,6	27,6	30,4	33,7	37,3	40,2	47,5			
108	19,6	24,2	29,6	32,5	36,2	40,4	43,4	51,4			
114,3	20,9	25,7	31,6	34,3	38,6	42,6	46,5	55,3			
121	21,3	27,4	32,3	36,9	41,4	45,7	49,8	60,1	67,3		
127	23,4	28,9	35,5	39,0	43,6	48,4	52,8	63,2	71,8		
133	24,6	30,3	37,4	41,4	46,1	51,0	55,7	67,1	76,2		
139,7	25,9	32,0	39,5	43,5	48,6	54,2	59,0	71,1	81,2		
146	27,2	33,5	39,7	45,6	51,3	56,8	62,2	74,8	85,2		
152,4	28,4	35,1	43,4	47,6	53,6	59,5	65,3	79,0	90,6		
159	28,4	36,7	45,4	50,1	56,2	62,6	68,6	83,0	95,4		
168,3		39,0	48,4	53,5	59,9	66,5	73,1	89,9	102		
177,8		41,4	51,3	56,6	63,6	71,0	77,8	94,8	109		
193,7		45,3	56,2	62,0	69,8	78,0	85,7	105	121		
203		47,5	58,5	65,3	73,8	82,1	90,3	110	128		
219,1			64,1	71,0	79,8	89,0	98,2	120	140	159	177
229			66,5	74,2	84,0	93,7	103	126	147	167	186
244,5			72,0	80,0	89,8	103,5	111	136	151	181	202
254			75,0	82,9	83,9	105	115	141	166	189	211
273			80,9	89,5	101	113	125	154	180	205	230
298,5			88,8	98,5	111	124	137	170	199	227	255
305			90,2	100	113	127	141	173	203	233	261
323,9			96,7	107	121	135	150	186	217	249	280
330				109	124	138	153	189	222	255	286
343				114	129	144	159	197	232	266	299
355,6				118	134	150	166	205	241	277	312
368				122	139	155	172	213	250	287	324
381				127	144	161	178	221	260	299	366
394				131	149	167	184	229	269	310	349
406,4				135	154	172	190	237	278	320	361
419				140	159	178	197	245	288	331	374

TUBI

tondi carpenteria
neri, zincati, zincati vite e manicotto

Carpentry Pipes - black, galvanized, threaded with socket

DN	D mm	S mm	Peso neri Kg/m	Peso Zincati Kg/m
3/8"	16,75	1,8	0,66	0,81
1/2"	21,25	2,2	1,03	1,18
3/4"	26,75	2,5	1,50	1,51
1"	33,5	2,65	2,02	2,12
1 1/4"	42,4	3	2,91	2,71
1 1/2"	48,3	3	3,35	3,32
2"	60,3	3	4,24	4,28
2 1/2"	76,1	3	5,41	6,04
3"	88,9	3	6,36	7,14
3 1/2"	101,6	3	7,29	9,10
4"	114,3	3	8,23	10,30
4 1/2"	127	3,7	11,26	
5"	139,7	3,7	12,41	
5 1/2"	152	4	14,61	
6"	168	4	16,18	
7 1/2"	193,7	4	18,65	
8"	219	5	26,40	

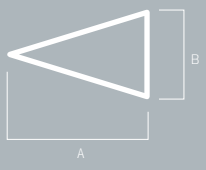

TUBI

saldati triangolari

Triangular Hollow Sections

A x B mm	S mm	Kg/m
30x15	1,5	0,87
40x22	1,5	1,24

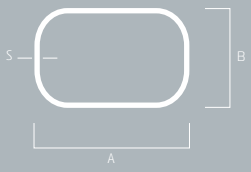

TUBI

saldati ovali

Oval Hollow Sections

A x B mm	S mm	Kg/m
30x15	1,5	0,87
40x20	1,5	1,12
50x10	1,5	1,25
50x25	1,5	1,54
60x30	1,5	2,12

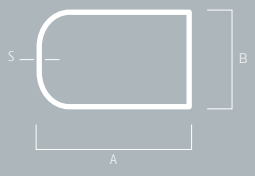

TUBI

saldati semiovali

Semi Oval Hollow Sections

A x B mm	S mm	Kg/m
40x20	1,5	1,11
40x25	1,5	1,22

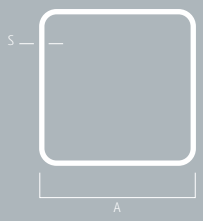

TUBI

saldati quadri

Square Hollow Sections

A mm	S mm										
	1,5	2	3	4	5	6	8	10	12,5	14,2	16
10x10	0,34										
12x12	0,43										
15x15	0,57	0,70									
20x20	0,81	1,02	1,36								
25x25	1,05	1,34	1,83								
30x30	1,28	1,65	2,30	2,84							
35x35	1,52	1,96	2,77	3,46							
40x40	1,75	2,28	3,24	4,09	4,83						
45x45	1,99	2,60	3,71	4,72	5,61						
50x50	2,22	2,91	4,19	5,35	6,40						
55x55			4,52								
60x60	2,69	3,54	5,13	6,51	7,97	10,15	11,34				
65x65	2,93	3,85	5,60	7,24	8,75	10,34					
70x70		4,16	6,07	7,86	9,54	11,10					
80x80		4,79	7,02	9,12	11,11	12,99	16,38				
90x90		5,42	7,96	10,38	12,68	14,87	18,89				
100x100		6,07	8,90	11,64	14,26	16,76	21,41	24,89			
110x110			9,84	12,89	15,83	18,64	23,93	28,03			
120x120			10,79	14,15	17,40	20,53	26,44	31,17			
130x130			11,80	15,50	19,10	22,60	28,90	35,00			
140x140			12,72	16,76	20,52	24,28	31,43	37,45			
150x150			13,62	17,92	22,11	26,19	33,98	40,59			
160x160			14,61	19,27	23,66	28,04	34,46	43,73			
175x175			15,98	21,07	26,04	30,90	40,27	48,44			
180x180				21,78	26,80	31,81	41,48	50,95			
200x200			17,19	24,29	29,94	35,58	46,51	56,29	68,3	77,1	
220x220				26,73	33,12	39,39	51,59	62,57	76,2	85,0	
250x250				30,57	37,79	45,00	59,07	71,99	88,0	98,3	109
260x260				31,76	39,41	46,94	61,61	75,13	91,9	103	114
300x300					45,64	54,42	71,63	87,69	108	121	134
350x350						64,1	84,2	104	127	143	159
400x400							96,7	120	147	165	184
450x450						82,92	109,31	135,47	166,45	187,52	209,42
500x500							121,87	151,17	186,08	209,82	234,54

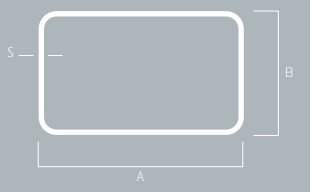

TUBI

saldati rettangolari

Rectangular Hollow Sections

A X B mm	S mm				
	1,5	2	2,5	3	4
15x10	0,52				
20x10	0,64	0,81			
20x15	0,75	0,97			
25x10	0,75	0,97			
25x15	0,87	1,13			
30x10	0,87	1,13			
30x15	0,99	1,29	1,44	1,65	
30x20	1,11	1,44	1,77	2,07	
30x25	1,22	1,60	1,96	2,31	
35x10	0,99	1,29			
35x15	1,11	1,44	1,77	2,07	
35x20	1,22	1,60	1,96	2,31	
35x25	1,34	1,76	2,16	2,54	
40x10	1,11	1,44			
40x15	1,22	1,60	1,84	2,13	
40x20	1,34	1,76	2,16	2,54	
40x25	1,46	1,91	2,34	2,78	
40x30	1,58	2,07	2,55	3,01	3,83
45x10	1,22	1,52			
45x15	1,34	1,76			
45x20	1,46	1,91	2,23	2,78	
45x25	1,58	2,07	2,42	3,01	
50x10	1,34	1,76			
50x15	1,46	1,92			
50x20	1,58	2,07		3,01	
50x25	1,77	2,23		3,25	
50x30	1,81	2,39		3,49	4,52
50x40	2,05	2,70		3,96	5,15

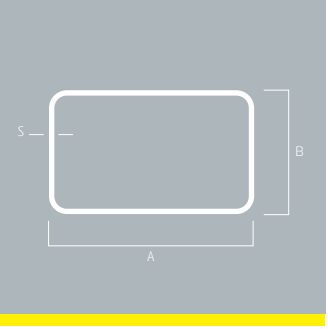

TUBI

saldati rettangolari

Rectangular Hollow Sections

A X B mm	S mm								
	1,5	2	3	4	5	6	8	10	12,5
60x10	1,58	2,07							
60x15	1,77	2,23							
60x20	1,81	2,39	3,30						
60x25	1,87	2,43	3,58						
60x30	1,99	2,59	3,71	4,72					
60x40	2,22	2,91	4,19	5,35	6,39				
60x50	2,46	3,22	4,66	5,98	8,02				
70x20	1,99	2,59	3,71						
70x25	2,10	2,75	3,95						
70x30	2,22	2,91	4,19	5,35					
70x40	2,46	3,22	4,66	5,98	7,59				
70x50	2,69	3,53	5,13	6,61	7,97	9,21			
80x15	2,10	2,75							
80x20	2,22	2,91	4,19						
80x25	2,34	3,06	4,42						
80x30	2,46	3,33	4,56	5,98					
80x40	2,69	3,53	5,40	6,60	7,96	9,21			
80x50	2,93	3,85	5,60	7,24	8,91	11,54			
80x60		4,16	6,07	7,86	9,54	11,10			
90x30		3,56	5,19	6,71					
90x40		3,85	5,60	7,24					
90x50		4,16	6,07	7,86					
90x60		4,48	6,54	8,49					
100x20		3,57	6,13						
100x30		3,85	5,60	7,24					
100x40		4,16	6,07	7,86	9,54	11,10	13,86		
100x50		4,48	6,54	8,49	10,32	12,04	15,12		

A X B mm	S mm								
	1,5	2	3	4	5	6	8	10	12,5
100x60		4,79	7,02	9,11	11,10	12,98	16,38	22,00	
100x80		5,42	7,96	10,38	12,58	14,87	18,87	25,10	
110x50		4,79	7,02	9,12	11,11	12,98			
120x30		4,50	6,60	8,59					
120x40		4,52	7,02	9,12	11,11	12,98	16,38		
120x50		4,80	7,23	9,64	12,94	15,37			
120x60		5,41	7,96	10,37	12,67	14,37	18,89	25,10	
120x80		6,05	8,90	11,63	14,24	16,76	21,41	28,30	
120x100			10,11	12,99	16,92	19,69	23,90	31,40	36,90
130x50		5,42	7,96	10,38	12,68	14,87			
140x40		5,49	7,66	10,22	12,70	15,10			
140x60		6,05	8,90	11,64	14,25	16,76	21,41		
140x70		6,36	9,37	12,27	15,04	17,70	24,40	29,80	
140x80		6,68	9,84	12,89	15,83	18,64	23,90	31,40	
150x30		5,52	8,19	10,48					
150x40		5,90	8,80	10,81	13,43				
150x50		6,05	8,90	11,64	14,25	16,76	21,41	28,30	
150x60			9,76	12,97	15,79				
150x100			11,26	14,77	18,17	21,47	27,67	32,80	
160x60			10,06	13,32	16,53	19,69	26,25		
160x80			10,79	14,14	17,38	20,53	26,41	34,50	40,70
180x60			10,79	14,15	17,40	20,53	26,44	34,50	
180x80			11,73	15,41	18,97	22,42	28,95	37,70	
200x100			13,62	17,91	22,09	26,19	33,95	41,59	48,50
200x120				19,38	23,83	28,04	36,46	45,10	55,80
200x150			16,02	21,15	26,02	30,87	40,23	48,44	57,70
250x100			15,98	21,07	26,04	30,90	40,27	48,44	

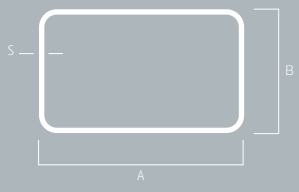

TUBI

saldati rettangolari

Rectangular Hollow Sections

A X B mm	S mm										
	1,5	2	3	4	5	6	8	10	12,5	14,2	16
250x150				24,3	30,1	35,8	46,5	57,0	68,3	76,1	
250x200				27,4	34,0	40,5	52,8	64,8	78,1	87,2	
260x140				24,3	30,1	35,8	46,5	57,0	68,3	76,1	
260x180				26,8	33,2	39,6	51,5	63,2	76,2	85,0	
300x100				24,3	30,1	35,8	46,5	57,0	68,3		
300x150				27,4	34,0	40,5	52,8	64,8	78,1	87,2	
300x200				30,6	38,0	45,2	59,1	72,7	88,0	98,3	
350x150					38,0	45,2	59,1	72,7	88,0	98,3	
350x250						54,7	71,6	88,4	108	121	134
400x100					38,0	45,2	59,1	72,7	88,0		
400x200					45,8	54,7	71,6	88,4	108	121	
400x250					49,7	59,4	77,9				
400x300						64,1	84,2	104	127	143	159
450x250						64,1	84,2	104	127	143	159
500x200						64,1	84,2	104	127	143	
500x300							96,7	120	147	165	184
600x400							121,87	151,17	186,08	209,81	234,54

GOOD P
AND GO
PRODU

PEOPLE
OOD
CTS

TUBOLARI PER SERRAMENTI

spessore mm 1,5 - neri, decapati e zincati

Special shapes for windows and doors thickness mm 1,5 - black, pickled and galvanized

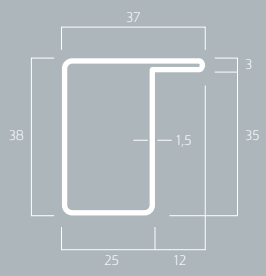

1A Kg/m 1,72

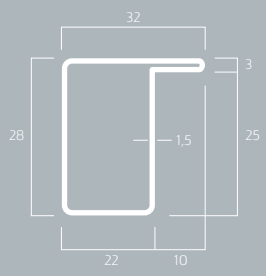

11A Kg/m 1,34

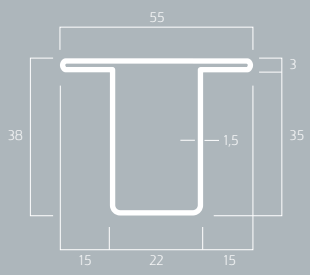

1B Kg/m 2,10

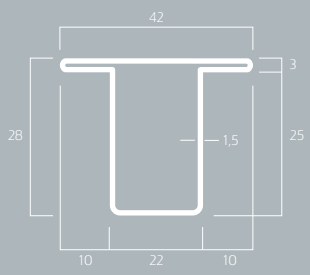

11B Kg/m 1,57

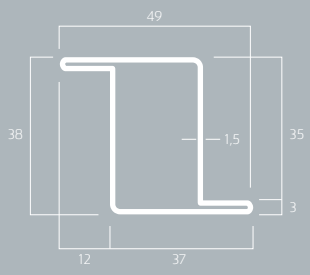

1C Kg/m 1,99

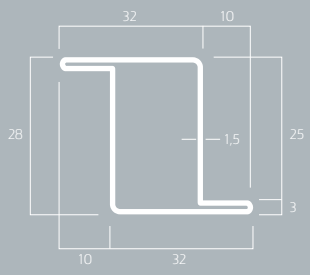

11C Kg/m 1,57

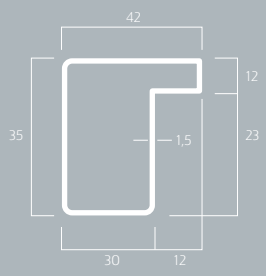

2A Kg/m 1,76

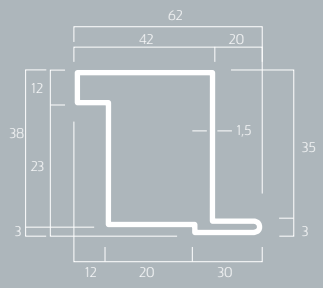

2N Kg/m 2,30

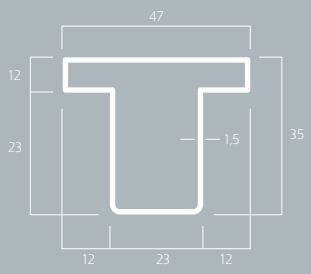

2B Kg/m 1,88

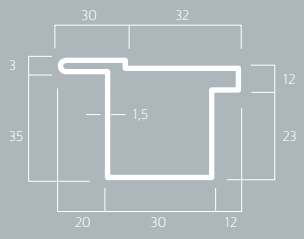

2T Kg/m 2,30

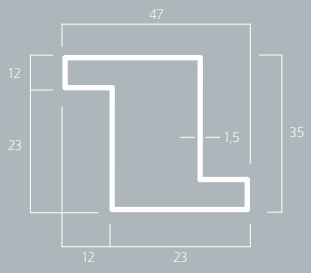

2Z Kg/m 1,88

TUBOLARI PER SERRAMENTI

spessore mm 1,5 - neri, decapati e zincati

Special shapes for windows and doors thickness mm 1,5 - black, pickled and galvanized

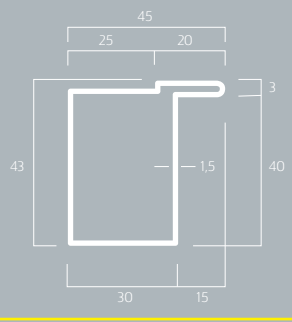

15A Kg/m 2,04

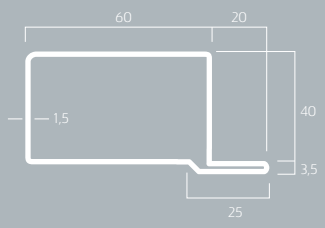

15B Kg/m 2,72

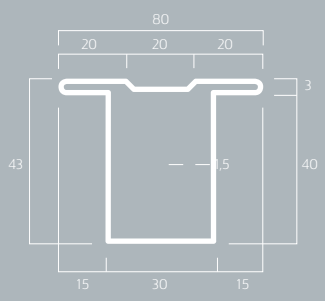

15T Kg/m 2,45

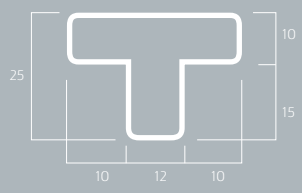

10B Kg/m 1,40

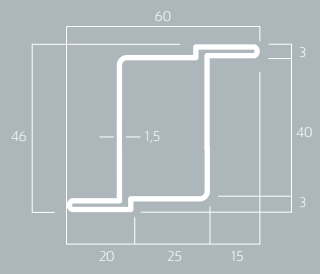

15Z Kg/m 2,45

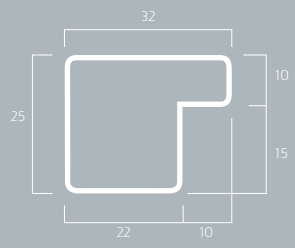

10A Kg/m 1,40

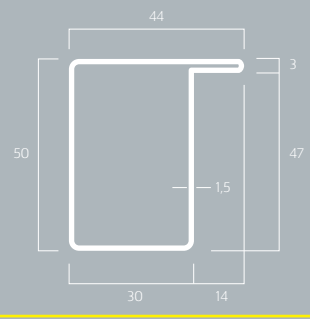

SF1B Kg/m 2,15

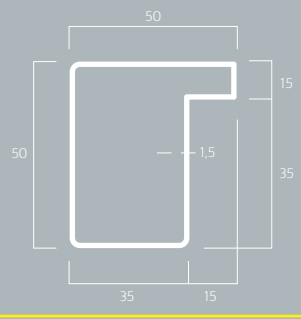

16A Kg/m 2,33

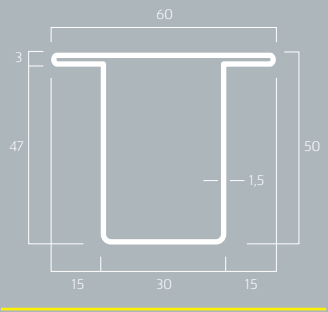

SF2B Kg/m 2,52

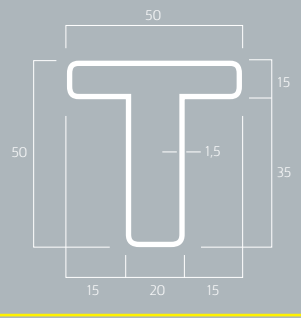

16B Kg/m 2,33

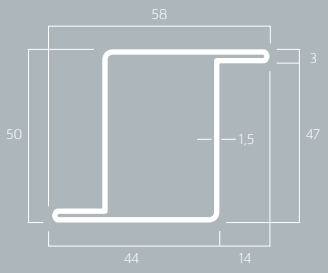

SF3B Kg/m 2,52

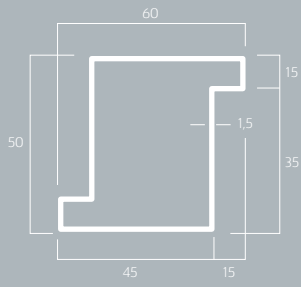

16Z Kg/m 2,56

TUBOLARI PER SERRAMENTI

spessore mm 1,5 - neri, decapati e zincati

Special shapes for windows and doors thickness mm 1,5 - black, pickled and galvanized

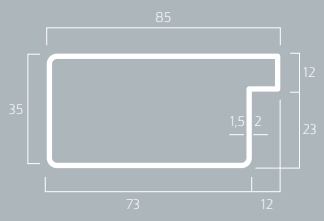

2D Kg/m 2,78

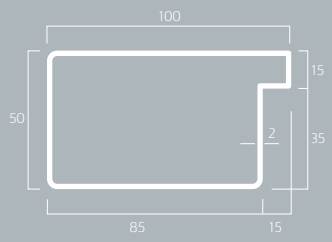

16D Kg/m 4,65

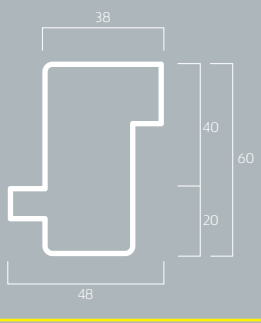

SFG10 Kg/m 2,52

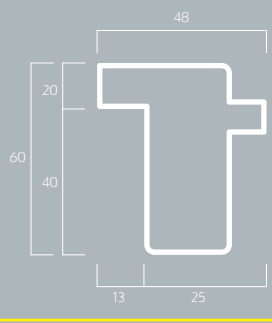

SFG9 Kg/m 2,52

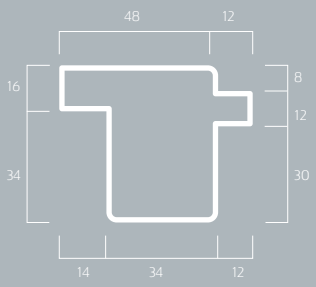

SFG11 Kg/m 2,61

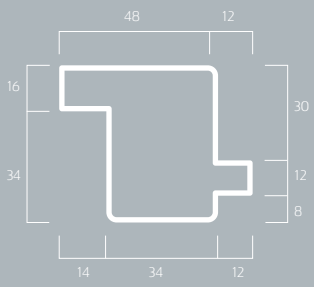

SFG12 Kg/m 2,61

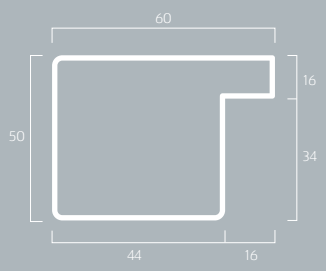

SFG1 Kg/m 2,52

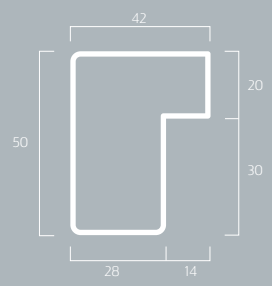

SFG2 Kg/m 2,16

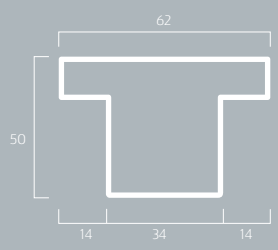

SFG3 Kg/m 2,52

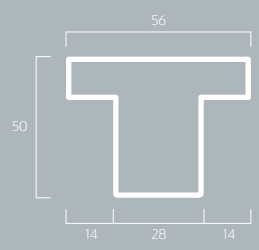

SFG4 Kg/m 2,50

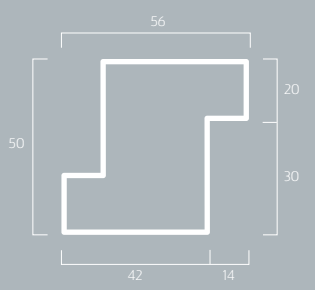

SFG6 Kg/m 2,50

PROFILATI A SEZIONE SPECIALE

per mancorrenti spessore mm 1,5 - neri e zincati

Handrails thickness mm 1,5 - black and galvanized

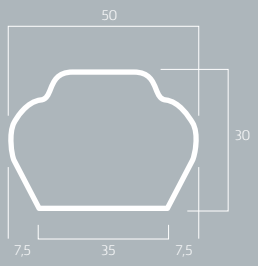

MT5-15/10=Kg/ml 1,65

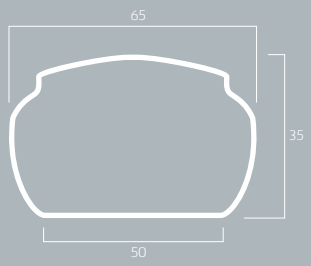

MT6-15/10=Kg/ml 2,15

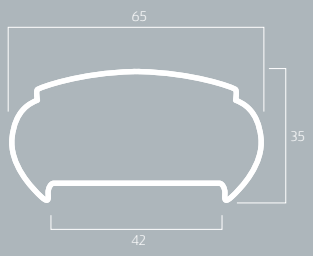

MT7-15/10=Kg/ml 2,15

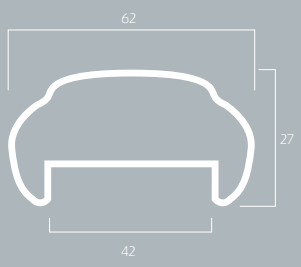

MT8-15/10=Kg/ml 1,87

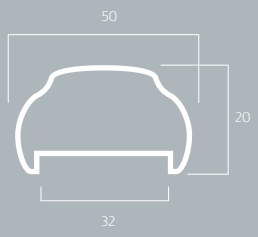

MT9-15/10=Kg/ml 1,60

WITH A GREAT KNOW HOW

4

Profili aperti

Cold Formed Sections

P. 80

U a lati uguali

Cold formed U sections

P. 82

U ad ali uguali

Cold formed U sections

P. 83

Angolari a lati ineguali

Cold formed L sections

P. 84

Angolari a lati uguali

Cold formed angle sections

P. 85

Profilati aperti a "C"

Cold formed C sections

P. 86

Profili aperti omega simmetrici

Cold formed symmetric omega sections

P. 89

Profili per pannelli poliuretanici

Polyurethene panel profiles

P. 90

Monorotaie e carrelli

Monorails and carts

P. 93

Guida rolling a pavimento

Floor rolling rail

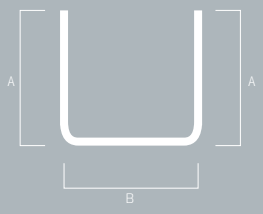

U A LATI UGUALI

Cold formed U sections

A x B x A mm	S mm						
	1,5	2	2,5	3	4	5	6
	kg/m						
8 x 8 x 8	0,21						
10 x 10 x 10	0,29						
12 x 12 x 12	0,36						
14 x 14 x 14	0,43						
15 x 15 x 15	0,47	0,59					
20 x 20 x 20	0,65	0,83					
22 x 22 x 22	0,72	0,93					
25 x 25 x 25	0,83	1,07	1,30	1,49			
30 x 30 x 30	1,00	1,31	1,60	1,87			
35 x 35 x 35	1,19	1,55	1,90	2,23			
40 x 40 x 40	1,37	1,79	2,20	2,59	3,33		
45 x 45 x 45		2,07	2,50	2,95	3,81		
50 x 50 x 50		2,28	2,80	3,31	4,29	5,40	
60 x 60 x 60		2,76	3,40	4,04	5,25	6,56	
70 x 70 x 70			4,00	4,76	6,21	7,76	
80 x 80 x 80				5,48	7,11	8,89	
90 x 90 x 90				6,20	8,13	10,16	
100 x 100 x 100				6,92	9,01	11,26	13,30
120 x 120 x 120				8,25	11,00	13,60	16,12

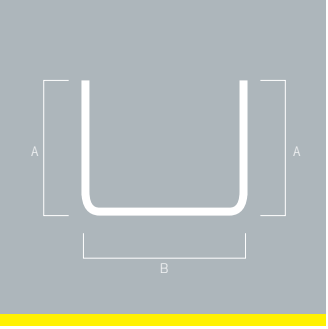

U A LATI UGUALI

Cold formed U sections

A x B x A mm	S mm		
	1,5	2	3
	kg/m		
10 x 15 x 10	0,35		
20 x 15 x 20	0,59	0,77	
10 x 20 x 10	0,41	0,54	
20 x 22 x 20	0,68	0,90	
30 x 22 x 30	0,91	1,19	
12 x 25 x 12	0,52	0,68	
30 x 25 x 30	0,95	1,24	1,76
40 x 25 x 40	1,18	1,55	2,24
15 x 30 x 15	0,64	0,85	
20 x 30 x 20	0,77	1,00	1,43
25 x 30 x 25	0,89	1,16	1,67

A x B x A mm	S mm				
	2	3	4	5	6
	kg/m				
35 x 30 x 35	1,40	2,00			
40 x 30 x 40	1,64	2,43	3,18		
17 x 35 x 17	0,99				
20 x 35 x 20	1,08	1,53			
30 x 35 x 30	1,40	2,00			
40 x 35 x 40	1,71	2,50			
20 x 40 x 20	1,16	1,67			
30 x 40 x 30	1,47	2,14			
35 x 40 x 35	1,64	2,43	3,18		
20 x 50 x 20	1,33	1,96			
25 x 50 x 25	1,47	2,14			
30 x 50 x 30	1,64	2,43	3,18		

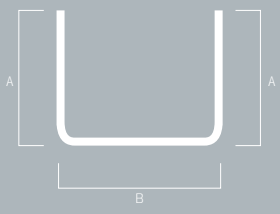

U AD ALI UGUALI

Cold formed U sections

A x B x A mm	S mm				
	2	3	4	5	6
	kg/m				
40 x 50 x 40	1,94	2,85	3,70		
20 x 60 x 20	1,47	2,14			
30 x 60 x 30	1,87	2,61	3,39	4,12	
40 x 60 x 40	2,10	3,08	4,01	4,90	
50 x 65 x 50	2,41	3,58	4,73	5,84	
30 x 70 x 30	1,94	2,85	3,70		
35 x 70 x 35	2,10	3,08	4,01	4,90	
45 x 70 x 45	2,41	3,58	4,73	5,84	
40 x 80 x 40	2,41	3,58	4,73	5,84	
50 x 80 x 50	2,73	4,02	5,27	6,47	
60 x 80 x 60	3,04	4,50	5,90	7,26	
40 x 90 x 40	2,57	3,80	4,96	6,08	
45 x 90 x 45	2,73	4,02	5,27	6,47	
30 x 100 x 30	2,41	3,58	4,73	5,84	
40 x 100 x 40	2,73	4,02	5,27	6,47	
50 x 100 x 50	3,04	4,50	5,90	7,26	
60 x 100 x 60	3,36	4,96	6,53	8,04	
50 x 120 x 50	3,36	4,96	6,53	8,04	9,41
55 x 120 x 55		5,20	6,84	8,43	9,84
60 x 120 x 60		5,44	7,15	8,83	10,37
60 x 140 x 60		5,91	7,78	9,61	11,32
50 x 150 x 50		5,71	7,49	9,20	10,85
60 x 160 x 60		6,43	8,45	10,40	12,29
80 x 180 x 80		7,87	10,37	12,80	15,17
100 x 200 x100		9,31	12,29	15,20	18,05
100 x 220 x100		9,79	12,93	16,00	19,00
100 x 250 x100		10,51	13,89	17,20	20,45
100 x 300 x100		11,71	15,49	19,20	22,85

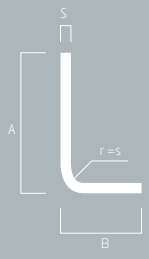

ANGOLARI A LATI INEGUALI

Cold formed L sections

B x A mm	S mm							
	1,5	2	2,5	3	4	5	6	7
	kg/m							
10 x 20	0,33							
12 x 25	0,42	0,55						
15 x 25	0,45	0,59						
15 x 30	0,51	0,66	0,83	0,99				
15 x 40		0,83	1,03	1,22				
20 x 25		0,66	0,83	0,99				
20 x 30		0,75	0,93	1,10				
20 x 35		0,83	1,03	1,22				
20 x 40		0,94	1,14	1,34				
20 x 45		0,99	1,22	1,46				
20 x 50		1,06	1,32	1,56				
20 x 60		1,22	1,52	1,81				
25 x 30		0,83	1,03	1,22				
25 x 40		0,99	1,22	1,46				
25 x 50		1,14	1,42	1,70				
30 x 40		1,06	1,32	1,56				
30 x 50		1,22	1,52	1,81				
30 x 60			1,72	2,04				
30 x 80				2,52	3,33			
40 x 60				2,28	3,01			
40 x 80				2,75	3,64			
40 x 100				3,22	4,27			

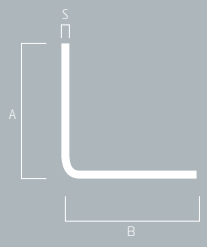

ANGOLARI A LATI UGUALI

Cold formed angle sections

B x A mm	S mm							
	1,5	2	2,5	3	4	5	6	7
	kg/m							
10 x 10	0,20							
15 x 15	0,31	0,40						
20 x 20	0,43	0,56	0,69					
25 x 25	0,55	0,72	0,90	1,03				
30 x 30	0,67	0,88	1,10	1,25				
35 x 35		1,03	1,30	1,53				
40 x 40		1,20	1,45	1,75				
45 x 45		1,35	1,69	2,00	2,63			
50 x 50		1,51	1,87	2,20	2,95	3,65		
60 x 60			2,27	2,70	3,50	4,40	5,22	
70 x 70				3,15	4,15	5,22	6,68	
80 x 80				3,65	4,76	6,75	7,16	
90 x 90				4,12	5,46	6,80	8,10	
100 x 100				4,60	6,00	7,45	8,85	10,22
120 x 120					7,34	9,00	10,70	12,40
150 x 150						11,40	13,55	15,70

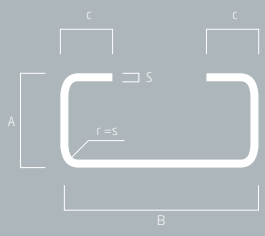

PROFILATI APERTI A "C"

Cold formed C sections

C x A x B mm	S mm					
	1,5	2	2,5	3	4	5
	kg/m					
10x15x40	0,945					
7,5x20x30	0,883					
10x20x40	1,090	1,35				
5x25x25	0,883					
10x25x50	1,290	1,66				
10x30x40	1,290	1,66				
10x30x50	1,410	1,82				
5x35x15	1,000					
5x35x35	1,230					
10x35x50	1,530	1,97				
15x35x80	2,000	2,60				
10x40x40	1,530	1,98	2,39	2,82		
15x40x50	1,760	2,29	2,78	3,29		
15x40x80	2,120	2,76	3,37	4,00		
15x40x100	2,350	3,07	3,76	4,47		
15x40x120	2,590	3,39	4,16	4,94		
20x40x80	2,280	2,97	3,64	4,30		
20x40x120	2,76	3,61	4,44	5,28		
15x45x45	1,86	2,41	2,94	3,48		
15x45x50	1,92	2,49	3,04	3,60		
15x45x60	2,08	2,65	3,24	3,84		
20x45x100	2,69	3,45	4,24	5,04		
15x50x50	2,08	2,65	3,24	3,84		
15x50x80	2,44	3,13	3,84	4,56		
15x50x100	2,69	3,45	4,24	5,04		
30x50x150		4,73	5,84	6,96		
30x50x200		5,53	6,84	8,16		
15x60x40	2,16	2,81	3,44	4,08		
30x60x120	3,50	4,57	5,65	6,72	8,73	
30x60x150	3,85	5,05	6,25	7,45	9,69	
30x60x200	4,44	5,85	7,24	8,60	11,29	
20x70x50	2,65	3,47	4,24	5,04	6,49	
30x70x100	3,48	4,57	5,64	6,72	8,73	
30x70x150	4,08	5,37	6,64	7,92	10,33	
30x70x200	4,68	6,17	7,64	9,12	11,93	
20x80x40	2,76	3,61	4,44	5,28	6,84	
20x80x80	3,21	4,25	5,24	6,24	8,09	
30x80x100	3,72	4,89	6,04	7,20	9,37	
30x80x150	4,32	5,69	7,04	8,40	10,97	
30x80x200	4,98	6,49	8,04	9,60	12,57	
30x100x60	3,77	4,89	6,04	7,20	9,37	
30x100x100	4,28	5,53	6,84	8,16	10,65	
30x100x150	4,85	6,33	7,84	9,36	12,25	
30x100x200	5,40	7,13	8,84	10,56	13,85	
30x100x300	6,60	8,80	10,64	12,90	17,05	

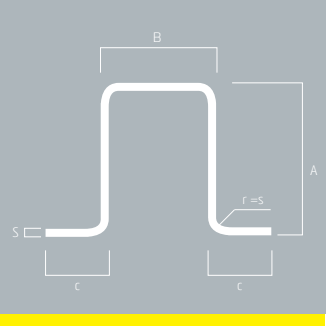

PROFILI APERTI OMEGA SIMMETRICI

Cold formed symmetric omega sections

C x A x B mm	S mm						
	1,5	2	2,5	3	4	5	6
	kg/m						
10 x 15 x 15	0,636						
10 x 15 x 30	0,816	1,02					
10 x 20 x 20	8,160						
10 x 25 x 15	0,876	1,10					
10 x 25 x 50	1,300	1,66					
15 x 30 x 15	1,110	1,42					
15 x 30 x 30	1,300	1,66					
15 x 30 x 50	1,540	1,98					
15 x 35 x 15	1,240	1,58					
15 x 35 x 35	1,480	1,90					
20 x 35 x 20	1,410	1,82	2,20				
20 x 35 x 35	1,600	2,06	2,50	3,20			
20 x 35 x 50	1,780	2,30	2,80	3,26			
20 x 40 x 30	1,660	2,14	2,60	3,02			
25 x 40 x 25	1,720	2,22	2,70	3,14			
25 x 40 x 30	1,780	2,30	2,80	3,26			
25 x 40 x 40	1,900	2,46	3,00	3,50			
20 x 45 x 20	1,660	2,14	2,60				
20 x 45 x 30	1,780	2,30	2,80	3,26			
25 x 45 x 45	2,080	2,70	3,30	3,86			
20 x 50 x 25	1,840	2,38	2,90				
20 x 50 x 30	1,900	2,46	3,00	3,50			
20 x 50 x 50	2,130	2,78	3,40	3,98			

C x A x B mm	S mm						
	1,5	2	2,5	3	4	5	6
	kg/m						
25 x 50 x 30	2,010	2,62	3,20	3,75			
25 x 50 x 40	2,140	2,78	3,40	3,98			
30 x 50 x 25	2,07	2,70	3,30				
30 x 50 x 30	2,13	2,78	3,40	3,98			
20 x 60x 30	2,13	2,78	3,40	3,98			
20 x 60 x 40	2,26	2,95	3,60	4,22			
25 x 60 x 30	2,26	2,95	3,60	4,22			
25 x 60 x 40	2,38	3,10	3,80	4,46			
30 x 60 x 30	2,38	3,10	3,80	4,46			
30 x 60 x 40	2,50	3,26	4,00	4,70			
20 x 70 x 25	2,31	3,02	3,70	4,34			
20 x 70 x 40	2,50	3,26	4,00	4,70			
20 x 70 x 50	2,61	3,42	4,20	4,95			
25 x 70 x 40	2,61	3,42	4,20	4,95			
25 x 70 x 50	2,73	3,58	4,40	5,18			
30 x 70 x 30		3,42	4,20	4,95			
30 x 70 x 50		3,74	4,60	5,42			
20 x 75 x 50		3,58	4,40	5,18			
25 x 75 x 50		3,74	4,60	5,42			
30 x 75 x 50		3,90	4,80	5,66			
20 x 80 x 40		3,58	4,40	5,18			
20 x 80 x 50		3,74	4,60	5,42			
25 x 80 x 40		3,74	4,60	5,42			

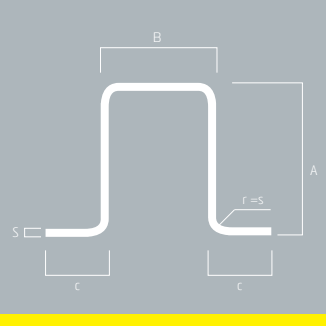

PROFILI APERTI OMEGA SIMMETRICI

Cold formed symmetric omega sections

C x A x B mm	S mm						
	1,5	2	2,5	3	4	5	6
	kg/m						
25 x 80 x 50		3,90	4,80	5,66			
30 x 80 x 40		3,90	4,80	5,66			
30 x 80 x 50		4,06	5,00	5,90			
15 x 100 x 30		3,90	4,80	5,66			
25 x 100 x 40		4,38	5,40	6,38			
25 x 100 x 50		4,54	5,60	6,62			
25 x 100 x 60		4,70	5,80	6,84			
30 x 100 x 40		4,54	5,60	6,62			
30 x 100 x 50		4,70	5,80	6,84			
30 x 100 x 60		4,86	6,00	7,10			
40 x 100 x 40		4,86	6,00	7,10			
30 x 110 x 50		5,02	6,20	7,34			
30 x 120 x 50		5,34	6,60	7,82	10,18		
30 x 120 x 60		5,50	6,80	8,06	10,50		
40 x 120 x 80		6,14	7,60	9,03	11,77		
30 x 150 x 80		6,78	8,40	9,98	13,06	16,00	
40 x 150 x 80		7,10	8,80	10,46	13,70	16,80	
40 x 150 x 110		7,58	9,40	11,18	14,66	18,00	

PROFILI PER PANNELLI POLIURETANICI

Profiles for polyurethene panel

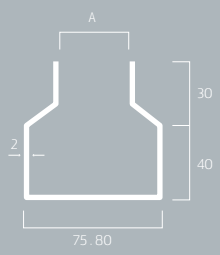

PROFILO ZINCATO PER PORTONI

Galvanized profile for doors

A = 31 - 36 - 41
3,6 Kg/m ca.

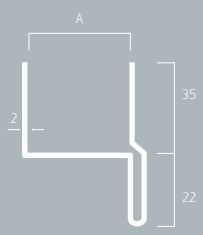

PROFILO ZINCATO PER BATTENTE

Galvanized leaf profile

A = 31 - 36 - 41
2,5 Kg/m ca.

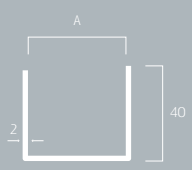

PROFILO ZINCATO PORTAPANNELLO

Galvanized panel holder profile

A = 31 - 36 - 41
1,8 Kg/m ca.

MONOROTAIE E CARRELLI

Monorails and carts

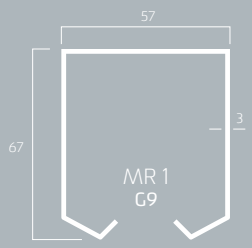

TIPO PER CARRELLI GRANDI

Type for large carts

5,000 Kg/m ca.

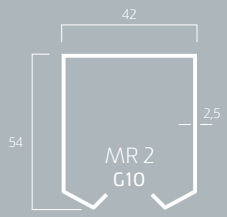

TIPO PER CARRELLI PICCOLI

Type for small carts

3,180 Kg/m ca.

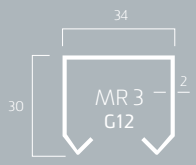

TIPO PER CARRELLI MIGNON

Type for mignon carts

1,774 Kg/m ca.

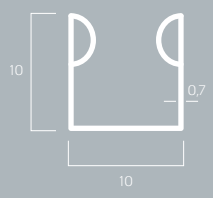

FERMAVETRO A SCATTO ZINCATO 0,20

Galvanised glass snap catch 0,20

0,203 Kg/m ca.
Spessore / *Thickness* **m/m 0,7**

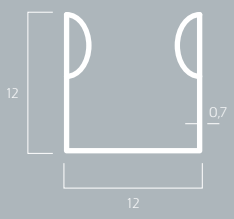

FERMAVETRO A SCATTO ZINCATO 0,24

Galvanised glass snap catch 0,24

0,240 Kg/m ca.
Spessore / *Thickness* **m/m 0,7**

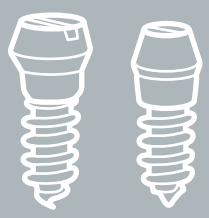

VITI ZINCATE AUTOFILETTANTI

Galvanized self-tapping

Viti zincate autofilettanti per fermavetri a scatto per tipi 10 - 12
Screws for glass snap catch for 10-12 types

MONOROTAIE E CARRELLI

Monorails and carts



PORTATA MONOROTAIE con supporto ogni metro

Monorails capacity with support every meter

Carrelli grandi e piccoli a 2 e 4 ruote
Large and small carts with 2 and 4 wheels
2 RA | 4 RA | 2 RB | 4 RB

Carrello / *Cart*
2 RA = kg/m 400 | 4 RB = kg/m 450
2 RB = kg/m 200 | 4 RA = kg/m 750

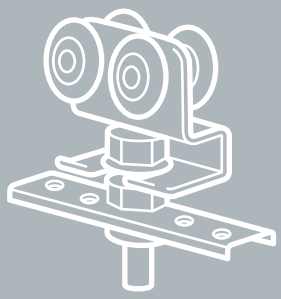

CARRELLI MIGNON

Mignon carts

Carrelli Mignon a 2 e 4 ruote per MR 3 4 RC
Mignon Carts with 2 and 4 wheels for MR 3 4 RC

STAFFA SNODATA E GUIDA INFERIORE

Joint bracket and lower rail

STAFFA SNODATA per carrelli ns / tipi MR 1 - MR 2
JOINT BRACKET for our carts / types MR 1 – MR2

GUIDA INFERIORE ad oliva con rullo ottone
LOWER RAIL with olive with brass roller
Ø 10 - Ø 15 - Ø 25

GUIDA ROLLING A PAVIMENTO

Floor rolling rail



VISTA PROSPETTICA

Perspective view

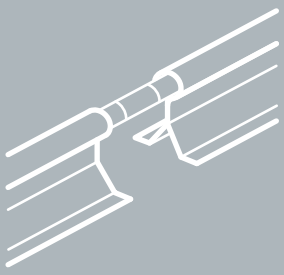

TONDO GIUNZIONE

Round joint

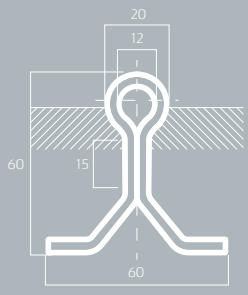

SEZIONE

Section

TO MEET CUSTUMERS' NEEDS

Lamiere - Reti ondulate

Sheets - Heavy Plates - Corrugated Meshes

5

P. 98

Lamiere a caldo

Steel sheets from black coils and heavy plates

P. 98

Lamiere decapate

Pickled steel sheets

P. 99

Lamiere bugnate

Teardrop steel sheets

P. 99

Lamiere striate

Chequered steel sheets

P. 100

Lamiere a freddo

Steel sheets from cold rolled coils

P. 101

Lamiere zincate

Galvanized steel sheets

P. 102

Elementi grecati

Corrugated steel

P. 104

Lamiere stirate

Stretched sheets

P. 105

Reti ondulate a maglia quadra

Square spacing corrugated mesh

P. 106

Lamiere forate

Perforated sheets

LAMIERE A CALDO

da treno e da coils

Steel sheets from block coils and heavy plates

S mm	kg/m²	S mm	kg/m²	S mm	kg/m²
1,5	11,8	15	118	75	589
1,8	14,1	16	126	80	628
2	15,7	18	141	85	667
2,5	19,6	20	157	90	707
3	23,5	22	173	95	746
3,5	27,4	24	188	100	785
4	31,4	25	196	110	864
5	39	27	212	120	942
6	47	30	236	130	1021
7	55	35	275	140	1099
8	63	40	314	150	1178
9	71	45	353	160	1256
10	79	50	393	170	1335
11	86	55	432	180	1413
12	94	60	471	200	1670
13	102	65	510	250	1962
14	110	70	550	300	2355

LAMIERE DECAPATE

Pickled steel sheets

S mm	kg/m²	S mm	kg/m²
1,5	11,8	5	39
1,8	14,2	6	47
2	15,7	8	63
2,5	19,6	10	79
3	23,5	12	94
3,5	27,4	15	118
4	31,4	20	157



LAMIERE BUGNATE

Teardrop steel sheets

S mm	kg/m²
2	16,97
2,5	20,87
3	26,05
4	33,95
5	41,75
6	52,10
8	67,90
10	82,40
12	98,10

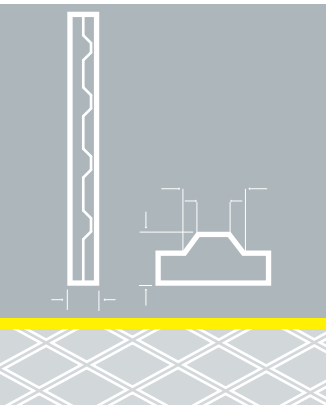

LAMIERE STRIATE

Chequered steel sheets

S mm	kg/m²
2,5	22,2
3	28,6
4	36,5
5	44,3
6	52,1
7	60
8	67,8
10	83,6
12	99,1

LAMIERE A FREDDO

Steel sheets from cold rolled coils

S mm	kg/m²	S mm	kg/m²
0,40	3,15	1,00	7,80
0,45	3,52	1,20	9,35
0,50	3,90	1,50	11,75
0,60	4,70	1,80	14,15
0,70	5,50	2,00	15,70
0,80	6,30	2,50	19,60
0,90	7,05	3,00	23,55

qualità / *grade*	**impieghi** / *uses*
DC01	per azioni di formatura e di piega / *for forming and bending actions*
DC02	stampaggi di normale difficoltà / *moldings of normal difficulty*
DC03	medio stampaggio antinvecchiante / *medium anti-ageing molding*
DC04	stampaggi molto difficili / *very difficult moldings*

LAMIERE ZINCATE

Galvanized steel sheets

S mm	tipo sendzimir / *sendzimir type*		impieghi / *uses*
	kg/m²	qualità / *grade*	
0,30	2,74	DX51D	normali operazioni di piegatura e foratura *normal bending operations and perforation*
0,35	3,13		
0,40	3,52		
0,45	3,91		
0,50	4,30		
0,55	4,70		
0,60	5,10	DX52D	operazioni di profilatura non impegnative e di piegatura più impegnative *operations of easy and of more challenging profiling*
0,70	5,90		
0,80	6,65		
0,90	7,40		
1,00	8,25		
1,20	9,60		
1,25	9,90	DX54D	stampaggi profondi *deep moldings*
1,50	12,15		
1,80	14,50		
2,00	16,10		
2,50	20,05		
3,00	24,00		
4,00	32,00		
5,00	39,70		

ELEMENTI GRECATI

per coperture, pareti e controsoffitti

Corrugated elements for roofs, walls and suspended ceilings

eGB 401

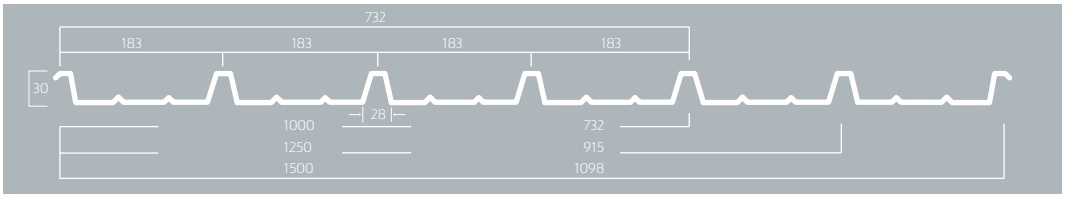

CARATTERISTICHE STATICHE
STATIC CHARACTERISTICS

Zincata / *Galvanized*

Lunghezza / *Length* 2 - 3 - 4 - 5 - 6 m

Preverniciata testa nera, bianco, grigio

Pre-painted black, white, grey head

Lunghezza / *Length* 2 - 3 - 4 - 5 - 6 m

Spessore / *Thickness*		0,6	0,7	0,8	1,0
Peso / *Weight* **kg/m²**		6,42	7,49	8,57	10,72
Peso / *Weight* **kg/m²**	1000 1250 1500	4,71 5,88 7,06	5,49 6,86 8,24	6,28 7,85 9,42	7,85 9,81 11,77
J cm⁴/m		13,79	16,04	18,31	22,83
W cm³/m		4,75	5,55	6,36	7,98

CARICO MAX UNIFORMEMENTE DISTRIBUITO IN Kg/m² (sovraccarico + peso proprio) / σ = 1400 kg/cm²
UNIFORMLY DISTRIBUTED MAX LOAD IN Kg/m² (overload + own weight) / σ = 1400 kg/cm²

S	**distanze fra gli appoggi in metri /** *distances between supports in meters*												
mm	1,00	1,25	1,50	1,75	2,00	2,25	2,50	2,75	3,00	3,25	3,50	3,75	4,00
0,6	530	340	235	175	135	105 97	85 71	70 54	60 41	50 31	45 25	40 21	35
0,7	620	400	275	205	155	125 113	100 82	80 62	70 48	60 36	50 30	45 24	40
0,8	715	435	315	230	180	140 130	115 94	95 71	80 54	65 42	60 34	50 27	45
1,0	895	575	395	290	225	175 162	145 117	120 88	100 68	85 52	75 43	65 34	55
freccia cm	0,23	0,37	0,53	0,73	0,97	1,20	1,49	1,79	2,19	2,51	3,04	3,46	3,90

S	distanze fra gli appoggi in metri / *distances between supports in meters*												
0,6	665	425	295	220	170	130	105	90	75 68	65 52	55 43	45 35	40
0,7	775	500	345	255	195	155	125	100	85 80	75 55	65 50	55 40	50
0,8	895	570	395	290	225	175	145	120	100 91	85 70	75 57	65 46	55
1,0	1120	720	495	365	280	220	180	150	125 114	105 87	90 71	80 58	70
freccia cm	0,18	0,27	0,40	0,55	0,73	0,89	1,10	1,38	1,64	1,92	2,23	2,47	2,85

iT/80

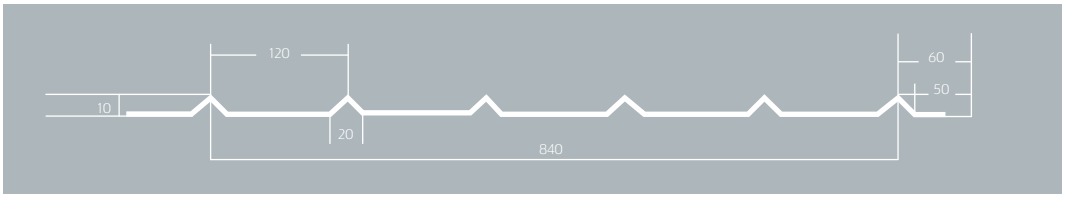

CARATTERISTICHE STATICHE
STATIC CHARACTERISTICS

Zincata / *Galvanized*

Lunghezza / *Length* 3 - 4 - 5 - 6 m

Spessore / *Thickness* 0,8

Peso / *Weight* kg/m 6,28

Peso / *Weight* kg/m^2 7,47

LAMIERE STIRATE

Stretched sheets

ART. S/17

A = Avanzamento / *Advancement* mm 2,5
S = Spessore / *Thickness* mm 1,5
Peso / *Weight* m²/kg 3,9 circa / *approx.*
FORMATI / *FORMATS*
Rotoli altezza / *Roll height*
1000/1250/1500
Lunghezza / *Length*
6.000/10.000 circa / *approx.*
MAGLIA / *SPACING* = 10 x 43

ART. S/20

A = Avanzamento / *Advancement* mm 3,0
S = Spessore / *Thickness* mm 2,0
Peso / *Weight* m²/kg 3,9 circa / *approx.*
FORMATI / *FORMATS*
Rotoli altezza / *Roll height*
1000/1250/1500
Lunghezza / *Length*
6.000/10.000 circa / *approx.*
MAGLIA / *SPACING* = 20 x 60

ART. F/21



A = Avanzamento / *Advancement* mm 4,0
S = Spessore / *Thickness* mm 3,0
Peso / *Weight* m²/kg 17,5 circa / *approx.*
FORMATI / *FORMATS* = 2000x1000
VUOTO / *EMPTY* = 05 x 25

ART. F/5

A = Avanzamento / *Advancement* mm 7,0
S = Spessore / *Thickness* mm 3,0
Peso / *Weight* m²/kg 18 circa / *approx.*
FORMATI / *FORMATS* = 2000x1000
VUOTO / *EMPTY* = 10 x 40

RETI ONDULATE A MAGLIA QUADRA

Square spacing corrugated mesh



	maglia luce *light spacing*	diametro filo *wire diameter*	peso teorico kg/m² *theoretical weight*	dimensioni *dimensions*
ROTOLI LUNGHEZZA *ROLLS LENGTH* **25 M**	10 x 10	2	4,5	h. 1000
	15 x 15	2,5	4,8	h. 1000
	20 x 20	3	5,5	h. 1000
	27 x 27	3	4,6	h. 1000
	36 x 36	4	5,1	h. 1000
	45 x 45	5	6,5	h. 1000

	maglia luce *light spacing*	diametro filo *wire diameter*	peso teorico kg/m² *theoretical weight*	dimensioni *dimensions*
FORMATO FOGLI *SHEET FORMAT* **1000 x 2000**	10 x 10	2	9	1000 x 2000
	15 x 15	2,5	9,6	1000 x 2000
	20 x 20	3	11	1000 x 2000
	27 x 27	3	9,2	1000 x 2000
	36 x 36	4	10,2	1000 x 2000
	45 x 45	5	13	1000 x 2000

LAMIERE FORATE

formato 2.000 x 1.000

Perforated sheeting format 2.000 x 1.000

FORI TONDI 60 GRADI

Round holes 60 degrees



Ø mm	passo / *opening* mm	S mm
2	4	1 - 1,5 - 2
3	5	1 - 1,5 - 2 - 3
4	6	1 - 1,5 - 2 - 3
5	8	1 - 1,5 - 2 - 3
6	9	1 - 1,5 - 2 - 3
8	12	1 - 1,5 - 2 - 3 - 4 - 5
10	15	1 - 1,5 - 2 - 3 - 4 - 5 - 6 - 10
12	18	1 - 1,5 - 2 - 3
15	22	1 - 1,5 - 2 - 3 - 5 - 10
20	26	1 - 1,5 - 2 - 3 - 5 - 10
25	32	1,5 - 2 - 3

FORI QUADRI

Square holes



Ø mm	passo / *opening* mm	S mm
5 x 5	7	1 - 1,5
8 x 8	10	1 - 1,5
8 x 8	12	2
10 x 10	12	1 - 1,5 - 2
10 x 10	15	1 - 1,5 - 2

FORI FANTASIA

Patterned holes



	S mm
GF-11	1
GF-17	1

CSB: PEOPLE MAKE THE DIFFERENCE

Grigliato Elettrosaldato

Grating Electro-Welded

P. 112

Portata per carichi uniformemente distribuiti

Capacity for uniformly distributed loads

P. 113

Portata per carichi concentrati su impronta

Capacity for loads concentrated on imprint

P. 114

Moduli recinzione zincati

Galvanised fencing modules

P. 114

Piantana zincata

Galvanised pole

P. 115

Bulloni con dado

Bolts with nut

P. 115

Angolari zincati con zanche

Galvanized angle profile with clamps

P. 116

Gradini zincati

Galvanized steps

P. 11

Pannelli zincati bordati

Edged galvanized panels

PORTATA PER CARICHI UNIFORMEMENTE DISTRIBUITI (Kg/m²)

Capacity for uniformly distributed loads

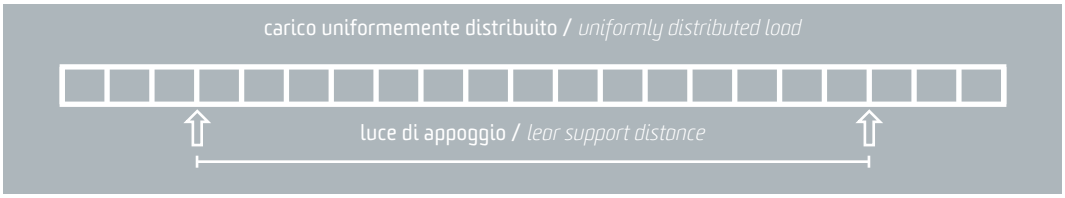

maglia *spacing*	piatto *flat*	kg/m²	distanza netta tra gli appoggi (mm) / *clear distance between supports (mm)*												
			300	400	500	600	700	800	900	1000	1200	1400	1600	1800	2000
15x76	20x2	22,6	6500	3500	2900	2500	2000	1500	1000						
	25x2	28,1	19000	10500	6700	4700	3300	2200	1550	1150	650				
	30x2	33,4	27000	15000	10000	7000	5000	3800	2700	2000	1200	800	500		
	40x2	44,0	47000	27000	17000	12000	10000	7000	5500	4500	2600	1700	1100	800	500
22x76	25x2	19,8	12700	7200	4600	3200	2300	1500	1050	800					
	30x2	23,5	18300	10300	6600	4600	3400	2600	1850	1350	750	500			
	25x3	28,9	20000	11000	7000	4900	3400	2300	1600	1200	700				
	30x3	34,4	28000	16000	10000	7000	5100	4000	2900	2000	1150	750	500		
	40x3	45,3	50000	28000	18000	12500	9000	7000	5500	4500	2800	1800	1200	900	600
25x76	20 x 2	14,5	6000	3300	2200	1500	1000	700							
	25 x 2	17,7	11300	6450	4150	2800	1900	1350	900	700					
	30 x 2	21,0	16300	9400	6000	4000	2800	2150	1500	1200	680	450			
	25 x 3	25,8	17100	9500	6000	4000	2800	1900	1400	1000	620				
	30 x 3	30,6	24400	14000	9000	6100	4200	3200	2200	1800	1000	680			
	40 x 3	40,3	44000	25000	16000	11000	8000	6300	4700	3700	2400	1600	1000	700	580
	40 x 4	53,1	58000	33000	21000	14000	10000	8400	6200	4900	3200	2100	1300	900	770
	50 x 4	65,9	90000	51000	33000	22000	16000	13000	10000	8000	5400	4000	2800	2100	1400
	60 x 4	78,8	145000	81000	52000	36000	26000	20000	16000	13000	9000	6000	5000	3600	2600
	70 x 4	91,7	174000	98000	62000	43000	32000	24000	20000	16000	11000	8000	6200	4900	3700
30x100	25 x 2	14,7	9500	5400	3400	2400	1700	1100	800	600					
	25 x 3	22,1	14500	8000	5200	3700	2500	1650	1200	850					
	30 x 3	26,2	21000	11500	7100	5100	3800	2900	2100	1500	850	550			
	40 x 3	34,2	37000	21000	13000	9000	6600	5100	4100	3300	2000	1300	850	650	450
34 x76	25 x 2	13,5	8300	4700	3000	2100	1500	1000	700	500					
	30 x 2	15,9	12000	6800	4300	3100	2300	1700	1200	900	500				
	25 x 3	19,4	12500	7000	4500	3200	2200	1450	1050	750					
	30 x 3	23,0	18000	10000	6500	4600	3400	2500	1800	1300	750	480			
	40 x 3	30,1	32000	18000	11500	8200	6000	4500	3600	2900	1800	800	550	370	

Carico di sicurezza (16 kg /mm²).
Freccia elastica minore di 1:250 della luce netta di appoggio.

Safety load (16 kg /mm²).
Elastic arrow below 1:250 of the clear support distance.

PORTATA PER CARICHI CONCENTRATI SU IMPRONTA (Kg/m²)

Capacity for loads concentrated on imprint

maglia *spacing*	piatto *flat*	kg/m²	distanza netta tra gli appoggi (mm) / *clear distance between supports (mm)*												
			300	400	500	600	700	800	900	1000	1200	1400	1600	1800	2000
15 x 76	20 x 2	22,6	580	400	290	220	190	160	120						
	25 x 2	28,1	1350	900	700	550	480	400	300	240	170				
	30 x 2	33,4	1850	1250	950	750	650	550	500	400	300	200	150		
	40 x 2	44,0	2900	1950	1500	1200	1000	850	750	680	550	420	320	250	200
22 x 76	25 x 2	19,8	1050	730	550	440	370	300	240	200					
	30 x 2	23,5	1450	980	750	600	500	430	380	320	220				
	25 x 3	28,9	1400	950	720	580	490	400	320	250	180	160			
	30 x 3	34,4	1950	1440	1000	800	680	580	500	410	290	210	160		
	40 x 3	45,3	3250	2200	1670	1350	1130	980	840	750	620	470	360	290	230
25 x 76	20 x 2	11,5	390	270	200	150	120								
	25 x 2	17,7	900	650	480	380	320	260	220	180					
	30 x 2	21,0	1300	880	670	500	440	380	300	250	170				
	25 x 3	25,8	1250	850	640	480	430	350	280	220	150	140			
	30 x 3	30,6	1750	1400	910	710	580	490	420	360	270	180			
	40 x 3	40,3	2900	2000	1600	1300	1050	860	750	650	550	400	320	270	210
	40 x 4	53,1	3850	2650	2100	1750	1400	1150	1000	850	650	500	400	350	250
	50 x 4	65,9	5500	4000	3050	2250	1950	1650	1450	1200	1100	800	650	600	500
	60 x 4	78,8	8800	6000	4500	3600	3050	2650	2250	2000	1600	1450	1200	1050	950
	70 x 4	91,7	10500	7100	5400	4300	3600	3100	2700	2400	2000	1700	1500	1300	1100
30x100	25 x 2	14,7	880	600	450	360	310	250	210	160					
	25 x 3	22,1	1120	760	580	470	390	320	260	210					
	30 x 3	26,2	1550	1060	800	650	550	470	400	350	210	170			
	40 x 3	34,2	2600	1750	1350	1100	900	790	680	600	500	390	300	240	200
34 x 76	25 x 2	13,5	820	570	430	350	290	240	200	150					
	30 x 2	15,9	1100	750	570	450	380	330	290	240					
	25 x 3	19,4	1050	740	550	440	360	300	230	190	150				
	30 x 3	23,0	1500	1000	750	600	500	430	380	320	220	160			
	40 x 3	30,1	2400	1600	1220	980	820	700	610	540	450	370	270	210	

Carico di sicurezza 16 (kg/mm²)
Freccia elastica minore di 1:250 della luce netta di appoggio
Impronta 250x250 (mm)

Safety load 16 (kg/mm²)
Elastic arrow below 1:250 of the clear support distance
Imprint 250x250 (mm)

Tipo di carico / *Type of load*:
- pedonale / *pedestrion* kg 150
- autovettura / *car* kg 400
- autocarro / *truck* kg 1500
- autotreno / *articulated truck* kg 3000

concentrati su impronta
concentrated on imprint

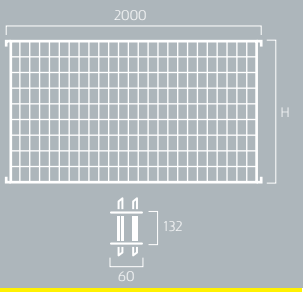

MODULI RECINZIONE

zincati bordati con piatto 25x6

Galvanised fencing modules edged with flat 25x6

H mm	interasse mm *wheelbase mm*	pannello peso (kg/cad) maglia: 64x132 25x2 *panel weight (kg/each) spacing: 64x132 25x2*
930	2.000	15,00
1.200	2.000	18,50
1.330	2.000	20,20
1.460	2.000	21,90
1.720	2.000	25,30
1.980	2.000	29,20

PIANTANA ZINCATA

in piatto 60x8

Galvanised pole on flat 60x8

ALTEZZA mm 1.200 per pannello da H mm 930 — PESO (kg/cad.) 4,8
ALTEZZA mm 1.500 per pannello da H mm 1.200 — PESO (kg/cad.) 6,0
ALTEZZA mm 1.600 per pannello da H mm 1.330 — PESO (kg/cad.) 6,4
ALTEZZA mm 1.800 per pannello da H mm 1.460 — PESO (kg/cad.) 7,2
ALTEZZA mm 2.000 per pannello da H mm 1.720 — PESO (kg/cad.) 7,6

HEIGHT mm 1,200 per panel of H mm 930 — WEIGHT (kg/each) 4.8
HEIGHT mm 1,500 per panel of H mm 1,200 — WEIGHT (kg/each) 6.0
HEIGHT mm 1,600 per panel of H mm 1,330 — WEIGHT (kg/each) 6.4
HEIGHT mm 1,800 per panel of H mm 1,460 — WEIGHT (kg/each) 7.2
HEIGHT mm 2,000 per panel of H mm 1,720 — WEIGHT (kg/each) 7.6

BULLONI CON DADO

Bolts with nut

TESTA ESAGONALE ZINCATI	MISURA mm 8 x 30
TESTA ESAGONALE INOX	MISURA mm 8 x 30
ANTIFURTO INOX	MISURA mm 8 x 30

GALVANISED HEX HEAD	*SIZE mm 8 x 30*
STAINLESS STEEL HEX HEAD	*SIZE mm 8 x 30*
STAINLESS STEEL ANTI-THEFT	*SIZE mm 8 x 30*

ANGOLARI ZINCATI CON ZANCHE

Galvanized angle profile with clamps

MISURA mm 30 x 30 x 5	LUNGHEZZA mm 2.000
MISURA mm 35 x 35 x 5	LUNGHEZZA mm 2.000

SIZE mm 30 x 30 x 5	*LENGTH mm 2,000*
SIZE mm 35 x 35 x 5	*LENGTH mm 2,000*

GRADINI ZINCATI

completi di flangia forata e rompivisuale

Galvanized steps complete with perforated flange and visual screen

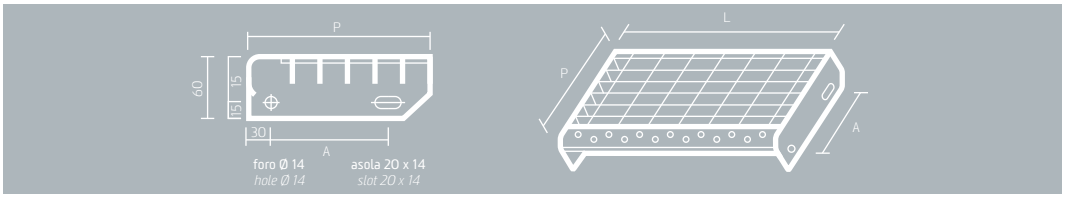

L mm	P mm	A mm	grigliato (maglia) *grilled (spacing)*	peso zinc. (kg/cod.) *galvanised weight (kg/cod.)*
600	205	115	25 x 76 25 x 2	3,4
700	255	180	25 x 76 25 x 2	
800	255	180	25 x 76 25 x 2	5,2
1000	305	180	25 x 76 25 x 2	7,4
1200	330	180	15 x 76 30 x 2	15,4

PANNELLI ZINCATI BORDATI

Edged galvanized panels



portata (tipo) *capacity (type)*	**dimensioni (mm)** *sizes (mm)*	**peso (kg/cod.)** *weight (kg/cod.)*	**grigliato (maglia)** *grilled (spacing)*
AUTOVETTURA / *CAR*	150 x 1000	3,8	25 x 76 25 x 2
AUTOVETTURA / *CAR*	200 x 1000	4,7	25 x 76 25 x 2
AUTOVETTURA / *CAR*	250 x 1000	5,7	25 x 76 25 x 2
AUTOVETTURA / *CAR*	300 x 1000	6,7	25 x 76 25 x 2
AUTOVETTURA / *CAR*	400 x 1000	8,6	25 x 76 25 x 2
AUTOVETTURA / *CAR*	500 x 1000	10,5	25 x 76 25 x 2
AUTOVETTURA / *CAR*	600 x 1000	12,5	25 x 76 25 x 2
PEDONALE / *PEDESTRIAN*	700 x 1000	14,4	25 x 76 25 x 2
PEDONALE / *PEDESTRIAN*	800 x 1000	16,3	25 x 76 25 x 2
PEDONALE / *PEDESTRIAN*	900 x 1000	18,2	25 x 76 25 x 2
PEDONALE / *PEDESTRIAN*	1000 x 1000	20,2	25 x 76 25 x 2
AUTOVETTURA / *CAR*	225 x 225	1,3	25 x 76 25 x 2
AUTOVETTURA / *CAR*	325 x 325	2,6	25 x 76 25 x 2
AUTOVETTURA / *CAR*	425 x 425	4,1	25 x 76 25 x 2
AUTOVETTURA / *CAR*	525 x 525	6,2	25 x 76 25 x 2
AUTOTRENO *ARTICULATED TRUCK*	250 x 1000	12,5	25 x 76 40 x 3
AUTOTRENO *ARTICULATED TRUCK*	350 x 1000	27,3	25 x 76 50 x 4
AUTOTRENO *ARTICULATED TRUCK*	450 x 1000	34,4	25 x 76 50 x 4
AUTOTRENO *ARTICULATED TRUCK*	550 x 1000	41,5	25 x 76 50 x 4

High quality products
traded by skilled people,
very helpful and kind,
with a great know how
to meet customers' needs

**CSB: people make
the difference**

Prodotti di alta qualità scambiati
da persone specializzate,
gentili e disponibili,
con un grande know how
per soddisfare le esigenze dei clienti.
CSB fa la differenza

COMMERCIALE
SIDERURGICA
BRESCIANA

CONCEPT AND GRAPHIC DESIGN:
ALL CREATIVE AGENCY

PRINT:
COLOR ART SRL

Printed on paper *Fedrigoni Symbol Totomi White*

Per ulteriori informazioni rivolgersi al nostro ufficio tecnico.
For further information, contact our technical department.

www.gruppocsb.com